

Jan Vondrák

New model of precession, valid in time interval 400 thousand years

In: Jan Brandts and Jan Chleboun and Sergey Korotov and Karel Segeth and Jakub Šístek and Tomáš Vejchodský (eds.): Applications of Mathematics 2012, In honor of the 60th birthday of Michal Křížek, Proceedings. Prague, May 2-5, 2012. Institute of Mathematics AS CR, Prague, 2012. pp. 290–299.

Persistent URL: <http://dml.cz/dmlcz/702914>

## Terms of use:

© Institute of Mathematics AS CR, 2012

Institute of Mathematics of the Czech Academy of Sciences provides access to digitized documents strictly for personal use. Each copy of any part of this document must contain these *Terms of use*.



This document has been digitized, optimized for electronic delivery and stamped with digital signature within the project *DML-CZ: The Czech Digital Mathematics Library*  
<http://dml.cz>

## **NEW MODEL OF PRECESSION, VALID IN TIME INTERVAL 400 THOUSAND YEARS**

Jan Vondrák

Astronomical Institute, Academy of Sciences of the Czech Republic  
Boční II, 141 31 Prague 4, Czech Republic  
vondrak@ig.cas.cz

### **Abstract**

Precession is the secular and long-periodic component of the motion of the Earth's spin axis in the celestial reference frame, approximately exhibiting a motion of about  $50''$  per year around the pole of the ecliptic. The presently adopted precession model, IAU2006, approximates this motion by polynomial expansions of time that are valid, with very high accuracy, in the immediate vicinity (a few centuries) of the reference epoch J2000.0. For more distant epochs, this approximation however quickly deviates from reality. As a reaction to this problem, a new model, comprising very long-period terms fitted to a numerical integration of the motion of solar system bodies on scales of several thousand centuries, was recently published by the present author with co-authors from France and United Kingdom in *Astronomy & Astrophysics*. Here a shorter description of the new model, including a new assessment of its accuracy and comparisons with other models, is given.

### **1. Introduction**

The axis of rotation of the Earth is not stable in the inertial reference frame, i.e., among the stars. Under the dominant influence of the Moon and the Sun, it exhibits a rather complicated motion, called precession-nutation. Its very long-periodic part, precession, is the slow motion of the pole of Earth's rotation around the pole of the ecliptic. The angle between the two poles (obliquity) is approximately constant, roughly equal to  $23.5^\circ$ . Precession was known already to Hipparchos, since it causes the growth of ecliptical longitudes of the stars by about  $50''$  per year; the axis of rotation of the Earth makes one revolution in about 26 thousand years. This motion is however not so simple: the pole of the ecliptic itself is not stable with respect to the stars – it exhibits so called precession of the ecliptic (formerly called planetary precession). It is dominantly caused by the attractive forces of all bodies of the solar system on the motion of the Earth around the barycenter of the solar system. The axis of rotation of the Earth exhibits a motion around the moving pole of ecliptic

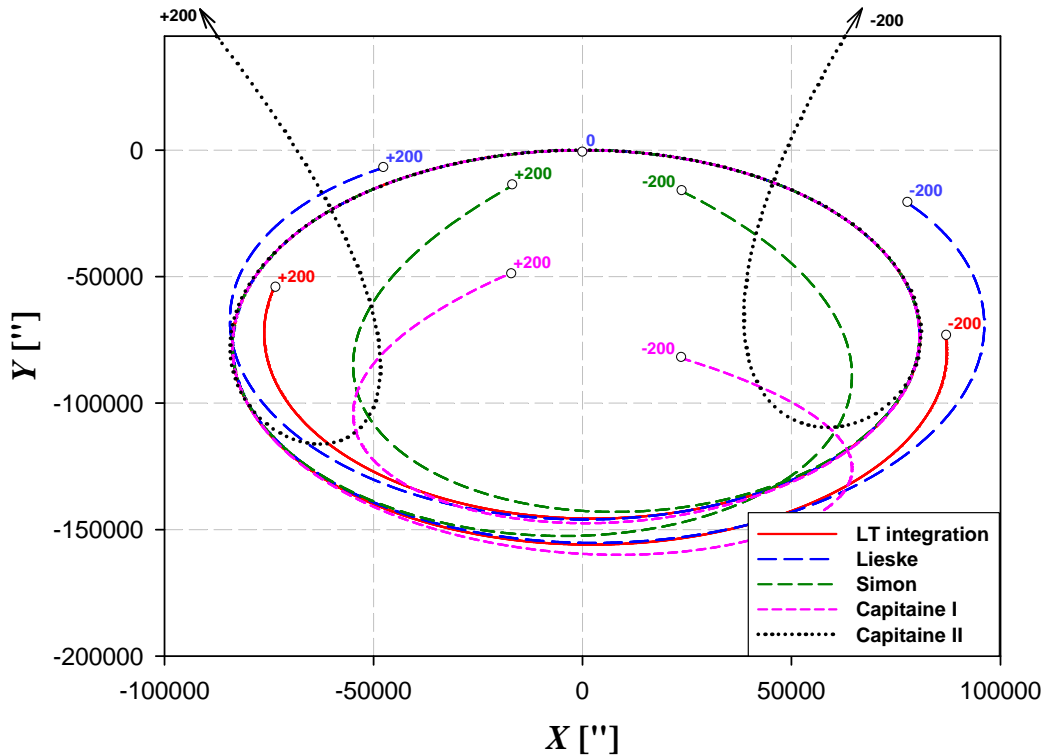


Figure 1: Different models of precession in the interval  $\pm 200$ cy around J2000.0.

under the torques exerted by the Moon, Sun, and planets on the rotating oblate Earth, called precession of the equator (formerly luni-solar precession), but neither obliquity, nor the rate of precession are strictly constant.

All precession models used so far are expressed in terms of polynomial development of time, no matter which of the many precession parameters (see below) are used. Model IAU2006 [2] is very accurate, but usable only for a limited time interval (several centuries around the epoch J2000); its errors rapidly increase with longer time spans. In reality, precession represents a complicated, very long-periodic process, with periods of hundreds of centuries. This can be seen in numerically integrated equations of motion of the Earth in the solar system and its rotation [11], [12]. Fig. 1 (here reproduced from paper [11]) displays the motion of the axis of rotation of the Earth during about 1.5 precession cycles, as given by long-term numerical integration (LT integration) and different analytical models – Lieske et al. [7], Simon et al. [8], and two models by Capitaine et al. [2] (computed from the expansions of precession angles  $\zeta_A$ ,  $\theta_A$  and of direction cosines  $X_A$ ,  $Y_A$ , respectively). The position of the axis of rotation at the basic epoch J2000.0 is the point  $X = Y = 0$ , pole of the ecliptic is approximately in the center of the figure. The models are not graphically distinguishable in the interval  $\pm 50$ cy around J2000, but they start to differ significantly outside the interval  $\pm 100$ cy.

We assume that precession covers only periods longer than 100 centuries; shorter ones are included in the nutation. The goal is to find relatively simple expressions of different precession parameters, with accuracy comparable to the IAU2006 model near the epoch J2000.0, and lower accuracy outside the interval  $\pm 1000$  years (up to several minutes of arc at the extreme epochs  $\pm 200$  thousand years). The paper describing the new model in detail has recently been published [13]. Below is the concise description of the model, followed by an assessment of its accuracy and comparison with other models.

## 2. Numerical integration, long-term expressions of precession parameters

We used the numerically integrated values of the following four parameters

- the precession of the ecliptic  $P_A = \sin \pi_A \sin \Pi_A$ ,  $Q_A = \sin \pi_A \cos \Pi_A$ , calculated with the Mercury 6 package by Chambers [3], and
- the general precession/obliquity  $p_A, \varepsilon_A$ , provided by Laskar et al. [5]

to calculate time series for the other precession parameters in the interval  $\pm 200$  thousand years from J2000.0, with 100-year steps.

To estimate the precision of the numerical integrations above, we tested them against the values obtained independently:

- Precession of the ecliptic  $P_A, Q_A$  (in which relativistic effects were neglected) was compared with the values  $p = \sin i/2 \sin \Omega$ ,  $q = \sin i/2 \cos \Omega$  (where  $i = \pi_A$  is the inclination and  $\Omega = \Pi_A$  longitude of the ascending node of the Earth's orbit with respect to the plane of ecliptic for J2000.0), obtained by Laskar et al. [5] by a different method with slightly different initial values, relativistic effects included. Obvious relations  $P_A = 2p\sqrt{1-p^2-q^2}$ ,  $Q_A = 2q\sqrt{1-p^2-q^2}$  were used, and comparison showed that the differences are only a few milliarcseconds near the epoch J2000.0 and do not exceed 20 arcseconds at the extreme epochs. The neglected perturbations by asteroids have recently been shown by Aljabaee and Souchay [1] to be very small - peak to peak quasi-periodic effects in Earth's inclination are smaller than  $0.05''$ , the periods are typically shorter than 100 years.
- Similarly, the comparison between different numerical integrations of the obliquity  $\varepsilon_A$  by Laskar et al. ([5], [6]) demonstrates that the differences do not exceed the level of several arcseconds at the extreme epochs.

Thus we concluded that the precision of the numerical integration, including both numerical errors and imperfections of the model used, is sufficient for our purpose.

The central part ( $\pm 1000$  years from the epoch J2000.0) was then replaced by IAU2006 values to make the new model consistent with the model accepted by the IAU. From the values of the precession parameters  $P_A, Q_A, p_A$  and  $\varepsilon_A$ , different precession parameters were calculated in the interval  $\pm 200$  millennia from J2000.0,



and, from triangle  $\Upsilon_o P_t P_o$ , we got the precession angles  $\theta_A, \zeta_A$ :

$$\begin{aligned}\cos \theta_A &= -\sin \eta \sin(\mu + \delta - \varepsilon_o) \\ \sin \theta_A \sin \zeta_A &= -\sin \eta \cos(\mu + \delta - \varepsilon_o) \\ \sin \theta_A \cos \zeta_A &= \cos \eta.\end{aligned}\tag{3}$$

From the triangle  $P_o P_t C_o$  followed the precession parameters  $\omega_A, \psi_A$ :

$$\begin{aligned}\cos \omega_A &= \cos \varepsilon_o \cos \theta_A + \sin \varepsilon_o \sin \theta_A \sin \zeta_A \\ \sin \omega_A \sin \psi_A &= \sin \theta_A \cos \zeta_A \\ \sin \omega_A \cos \psi_A &= \sin \varepsilon_o \cos \theta_A - \cos \varepsilon_o \sin \theta_A \sin \zeta_A,\end{aligned}\tag{4}$$

and from the triangles  $P_t C C_o$ ,  $P_o P_t C_o$  the parameters  $\chi_A, z_A$ :

$$\begin{aligned}\sin \varepsilon_A \sin \chi_A &= P_A \cos \psi_A + Q_A \sin \psi_A \\ \sin \varepsilon_A \cos \chi_A &= \cos \pi_A \sin \omega_A - (P_A \sin \psi_A - Q_A \cos \psi_A) \cos \omega_A \\ \sin \theta_A \sin(z_A + \chi_A) &= \sin \omega_A \cos \varepsilon_o - \cos \omega_A \sin \varepsilon_o \cos \psi_A \\ \sin \theta_A \cos(z_A + \chi_A) &= \sin \varepsilon_o \sin \psi_A.\end{aligned}\tag{5}$$

Instead of precession angles  $\theta_A, z_A, \zeta_A$  we use direction cosines  $X_A = \sin \theta_A \cos \zeta_A$ ,  $Y_A = -\sin \theta_A \sin \zeta_A$ ,  $V_A = \sin \theta_A \sin z_A$ ,  $W_A = \sin \theta_A \cos z_A$ ; the angles  $\theta_A, \zeta_A$  and  $z_A$  exhibit large discontinuities (of about  $94^\circ$  for  $\theta_A$ ,  $180^\circ$  for  $\zeta_A$  and  $z_A$ ) at irregular intervals: there is a change of sign approximately each 26,000 years. This makes the long-term analytical approximation of these precession angles extremely difficult, while the direction cosines are continuous.

The time series of all parameters calculated above were then approximated by a cubic polynomial plus up to 14 long-periodic terms of the general form ( $T$  is the time in centuries from J2000.0,  $P_i$  is the period and  $n$  the number of periodic terms)

$$a + bT + cT^2 + dT^3 + \sum_{i=1}^n (C_i \cos 2\pi T/P_i + S_i \sin 2\pi T/P_i),\tag{6}$$

so that the fit is best around J2000.0. This was assured by choosing appropriate weights (equal to  $10^4$  in the central part and to  $1/T^2$  outside this interval). The periods were found beforehand using the Vaníček's method [9], modified by Vondrák [10], and verified with the ones found by Laskar et al. [5], [6] from much longer time series. Weighted least-squares estimation was then used to determine the sine/cosine amplitudes of individual periodic terms.

We derived the long-term expressions of the following precession parameters, some of them being precession angles, some direction cosines (expressed in terms of certain precession angles):

- precession angles:  $p_A, \varepsilon_A, \omega_A, \psi_A, \chi_A, \varphi, \gamma, \psi$ ;
- direction cosines:  $P_A = \sin \pi_A \sin \Pi_A$ ,  $Q_A = \sin \pi_A \cos \Pi_A$ ,  $X_A = \sin \theta_A \cos \zeta_A$ ,  $Y_A = \sin \theta_A \sin \zeta_A$ ,  $V_A = \sin \theta_A \sin z_A$ ,  $W_A = \sin \theta_A \cos z_A$ .

We also derived the expression for the CIO locator (the part that is due to precession),  $s_A$ . All these angles are depicted in Fig. 2.

## 2.1. Example

As a typical example, the long-term expressions of direction cosines of the pole  $P_t$ ,  $X_A, Y_A$  (in arcseconds), are given below:

$$\begin{aligned} X_A &= 5453.282155 + 0.4252841T - 0.00037173T^2 - 152 \times 10^{-9}T^3 + \Sigma_X, \\ Y_A &= -73750.930350 - 0.7675452T - 0.00018725T^2 + 231 \times 10^{-9}T^3 + \Sigma_Y, \end{aligned}$$

where the cosine/sine amplitudes of the periodic parts  $\Sigma_X, \Sigma_Y$  are displayed in Tab. 1. The comparisons of the long-term models of precession angles  $X_A$  (top) and  $Y_A$  (bottom) are shown in Fig. 3. The model and integrated values are so close that they are graphically indistinguishable. One can readily see that the expressions for  $X_A, Y_A$  of IAU2006 model quickly deviate from the former ones. The behavior of other precession parameters is similar.

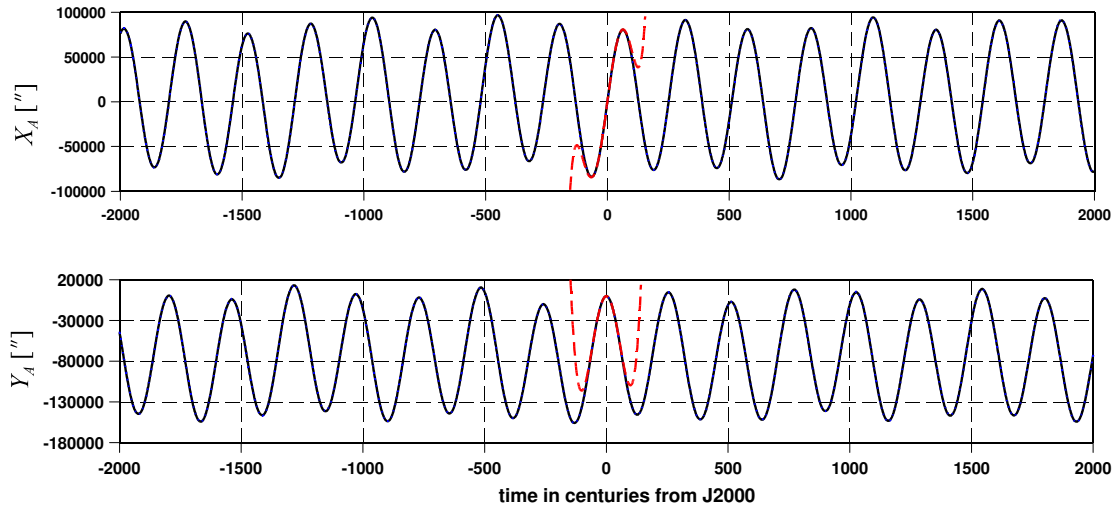


Figure 3: Long-term model of precession parameters  $X_A, Y_A$  – new model (dotted), integrated values (solid), and IAU2006 (dashed).

## 2.2. Alternative parametrization of precession matrix

Different combinations of the precession angles derived above can be used to compute precession matrix  $\mathbf{P}$ , necessary to transform coordinates of celestial bodies from the fundamental epoch J2000.0 to any epoch  $T$ :

- ‘Lieske’ parametrization [7]:  $\mathbf{P} = \mathbf{R}_3(-z_A) \cdot \mathbf{R}_2(\theta_A) \cdot \mathbf{R}_3(-\zeta_A)$ ,
- ‘Capitaine’ parametrization [2]:  $\mathbf{P} = \mathbf{R}_3(\chi_A) \cdot \mathbf{R}_1(-\omega_A) \cdot \mathbf{R}_3(-\psi_A) \cdot \mathbf{R}_1(\varepsilon_0)$ ,
- ‘Williams-Fukushima’ parametrization [4]:  $\mathbf{P} = \mathbf{R}_1(-\varepsilon_A) \cdot \mathbf{R}_3(-\psi) \cdot \mathbf{R}_1(\varphi) \cdot \mathbf{R}_3(\gamma)$ ,

in which  $\mathbf{R}_i(\alpha)$  denotes the rotation matrix around  $i$ -th axis by angle  $\alpha$ . In the classical ‘Lieske’ parametrization the precession angles  $z_A, \theta_A, \zeta_A$  can be easily expressed in terms of direction cosines  $X_A, Y_A, V_A, W_A$ . Quite naturally, all these methods should theoretically lead to the same result.

| term            | $C/S$    | $X_A["]$     | $Y_A["]$     | $P[\text{cy}]$ |
|-----------------|----------|--------------|--------------|----------------|
| $p$             | $C_1$    | -819.940624  | 75004.344875 | 256.75         |
|                 | $S_1$    | 81491.287984 | 1558.515853  |                |
| $-\sigma_3$     | $C_2$    | -8444.676815 | 624.033993   | 708.15         |
|                 | $S_2$    | 787.163481   | 7774.939698  |                |
| $p - g_2 + g_5$ | $C_3$    | 2600.009459  | 1251.136893  | 274.20         |
|                 | $S_3$    | 1251.296102  | -2219.534038 |                |
| $p + g_2 - g_5$ | $C_4$    | 2755.175630  | -1102.212834 | 241.45         |
|                 | $S_4$    | -1257.950837 | -2523.969396 |                |
| $-s_1$          | $C_5$    | -167.659835  | -2660.664980 | 2309.00        |
|                 | $S_5$    | -2966.799730 | 247.850422   |                |
| $-s_6$          | $C_6$    | 871.855056   | 699.291817   | 492.20         |
|                 | $S_6$    | 639.744522   | -846.485643  |                |
| $p + s_4$       | $C_7$    | 44.769698    | 153.167220   | 396.10         |
|                 | $S_7$    | 131.600209   | -1393.124055 |                |
| $p + s_1$       | $C_8$    | -512.313065  | -950.865637  | 288.90         |
|                 | $S_8$    | -445.040117  | 368.526116   |                |
| $p - s_1$       | $C_9$    | -819.415595  | 499.754645   | 231.10         |
|                 | $S_9$    | 584.522874   | 749.045012   |                |
|                 | $C_{10}$ | -538.071099  | -145.188210  | 1610.00        |
|                 | $S_{10}$ | -89.756563   | 444.704518   |                |
|                 | $C_{11}$ | -189.793622  | 558.116553   | 620.00         |
|                 | $S_{11}$ | 524.429630   | 235.934465   |                |
| $2p + s_3$      | $C_{12}$ | -402.922932  | -23.923029   | 157.87         |
|                 | $S_{12}$ | -13.549067   | 374.049623   |                |
|                 | $C_{13}$ | 179.516345   | -165.405086  | 220.30         |
|                 | $S_{13}$ | -210.157124  | -171.330180  |                |
|                 | $C_{14}$ | -9.814756    | 9.344131     | 1200.00        |
|                 | $S_{14}$ | -44.919798   | -22.899655   |                |

Table 1: Periodic terms in  $X_A, Y_A$ .

### 3. Estimation of model accuracy, comparison with other models

In paper [13] the accuracy was estimated using a simple expression based on the average uncertainty of all parameters (derived from the fit to integrated values) and weights at different epochs. Here a rigorous formula is used, based on the full variance-covariance matrix. The result is depicted in Fig. 4, where the accuracy of each estimated parameter is given and compared with the one from the paper [13]. It is clear that our previous estimate was too pessimistic – the rigorous estimate yields much smaller uncertainties for all parameters, in some cases as much as two orders of magnitude lower.

The comparison of the new long-term solution with other models of precession

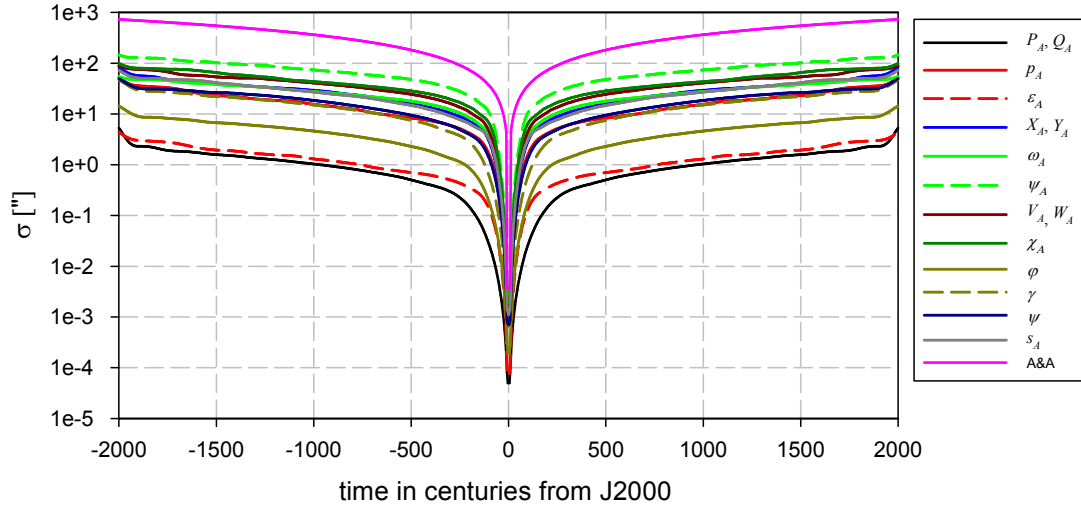


Figure 4: Estimated accuracy of all precession parameters.

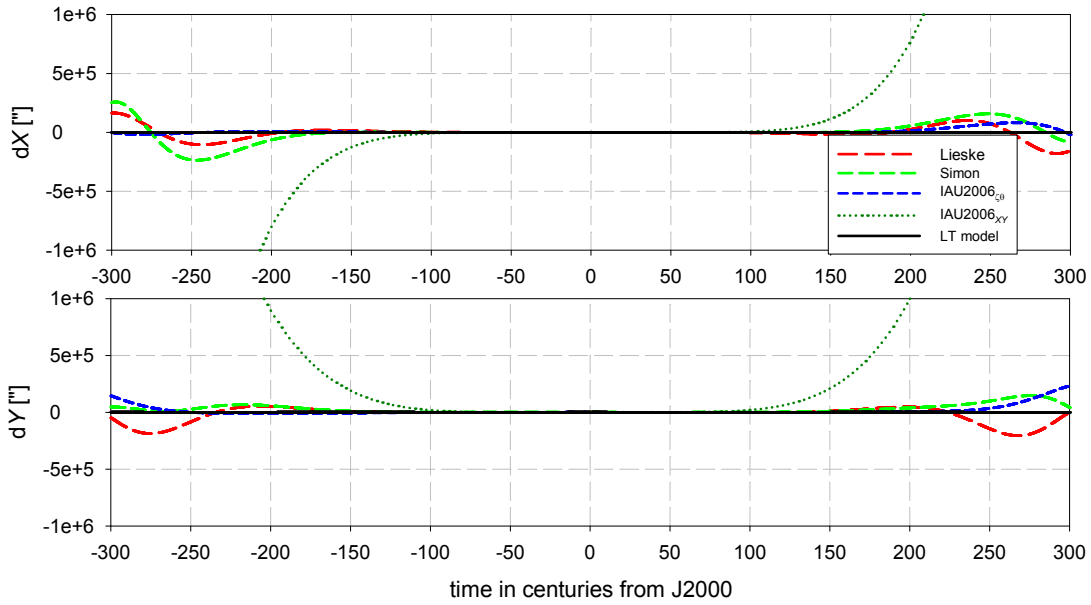


Figure 5: Comparison of different precession models with integrated values.

( $X_A$  and  $Y_A$  parameters only) is given in Figs 5 and 6.  $X_A$  and  $Y_A$  values as computed from the values of  $\zeta_A, \theta_A$  by Lieske et al. [7], Simon et al. [8] and Capitaine et al. [2] (denoted as Lieske, Simon, IAU2006 $_{\zeta\theta}$ ) and computed directly from the  $X_A, Y_A$  expressions of Capitaine et al. [2] and paper [13] (denoted as IAU2006 $_{XY}$ , LT model) are compared with the numerically integrated values.

Fig. 5 depicts the comparison in the interval  $\pm 300$  centuries from J2000.0, while Fig. 6 shows only the central part ( $\pm 10$  centuries from J2000.0) at an enlarged scale.

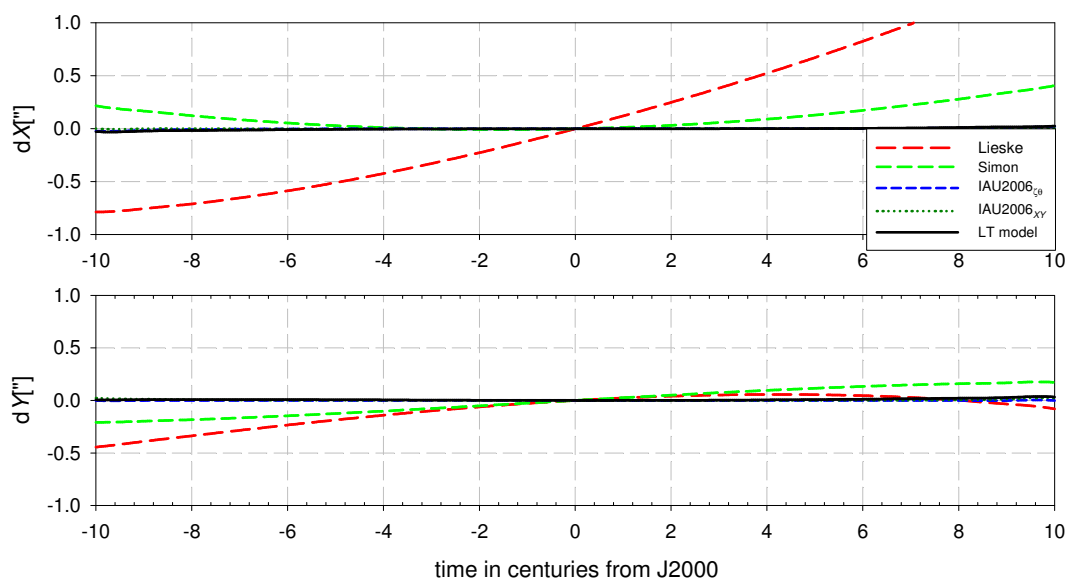


Figure 6: Comparison of precession models – closeup of the central part.

One can see that the direct IAU2006 expressions for direction cosines  $X_A, Y_A$  yield much worse results than using the expressions for ‘traditional’ precession angles  $\zeta_A, \theta_A$  for more distant epochs. The new LT model is indistinguishable from the integration at this scale, whereas all other models display deviations reaching 50 degrees for epochs more distant than 200 centuries. Fig. 6 clearly demonstrates the correction of precession rate, and also the quadratic term in obliquity, introduced in all models with respect to Lieske et al. [7]. On the other hand, all models shown are consistent with the numerically integrated precession within one arcsecond or so in the interval  $\pm 10$  centuries from J2000.0.

#### 4. Conclusions

The presently adopted IAU2006 model provides high accuracy over a few centuries around the epoch J2000.0. For longer periods, polynomial development of precession angles  $\zeta_A, \theta_A$  should be preferable to direct  $X_A, Y_A$  expressions. More than five thousand years from the fundamental epoch J2000.0 the model rapidly goes away from reality. The new model of precession, developed in paper [13] and valid over  $\pm 200$  millennia, is presented. Its accuracy is comparable to IAU2006 model in the interval of several centuries around J2000.0, and it fits the numerically integrated position of the pole for longer intervals, with gradually decreasing accuracy (several arcminutes  $\pm 200$  thousand years away from J2000.0). The estimated accuracy, as given in paper [13], is too pessimistic.

#### Acknowledgements

This work was supported by grant No. LC506 “Recent dynamics of the Earth” of the Ministry of Education, Youth and Sports of the Czech Republic.

## References

- [1] Aljabaee, S. and Souchay, J.: Specific effects of large asteroids on the orbits of terrestrial planets and the ASETEP database. *Astron. Astrophys.* **540** A21 (2012), DOI: 10.1051/0004-6361/201118564.
- [2] Capitaine, N., Wallace, P. T., and Chapront J.: Expressions for IAU 2000 precession quantities. *Astron. Astrophys.* **412** (2003), 567–586.
- [3] Chambers, J. E.: A hybrid symplectic integrator that permits close encounters between massive bodies. *MNRAS* **304** (1999), 793–799.
- [4] Fukushima, T.: A new precession formula. *Astron. J.* **126** (2003), 494–534.
- [5] Laskar, J., Joutel, F., and Boudin, F.: Orbital, precessional, and insolation quantities for the Earth from  $-20$  Myr to  $+10$  Myr. *Astron. Astrophys.* **270** (1993), 522–533.
- [6] Laskar, J., Robutel, P., Joutel, F., Gastineau, M., Correia, A. C. M., and Levrard, B.: A long-term numerical solution for the insolation quantities of the Earth. *Astron. Astrophys.* **428** (2004), 261–285.
- [7] Lieske, J. H., Lederle, T., Fricke, W., and Morando, B.: Expressions for the precession quantities based upon the IAU (1976) system of astronomical constants. *Astron. Astrophys.* **58** (1977), 1–16.
- [8] Simon, J. L., Bretagnon, P., Chapront, J., Chapront-Touzé M., Francou G. and Laskar J.: Numerical expressions for precession formulae and mean elements for the Moon and the planets. *Astron. Astrophys.* **282** (1994), 663–683.
- [9] Vaníček, P.: Approximate spectral analysis by least-squares fit. *Astrophys. Sp. Sci.* **4** (1969), 387–391.
- [10] Vondrák, J.: The rotation of the Earth between 1955.5 and 1976.5. *Studia Geophys. Geod.* **21** (1977), 107–117.
- [11] Vondrák, J., Capitaine, N., and Wallace, P. T.: Towards a long-term parametrization of precession. In: M. Soffel and N. Capitaine (Eds.), *Journées 2008 Systèmes de référence spatio-temporels*, pp. 23–26. Lohrmann Observatorium Dresden and Observatoire de Paris, 2009.
- [12] Vondrák, J., Capitaine, N., and Wallace, P. T.: Some new thoughts about long-term precession formula. In: N. Capitaine (Ed.) *Proc. Journées 2010 Systèmes de référence spatio-temporels*, pp. 24–27. Observatoire de Paris, 2011.
- [13] Vondrák, J., Capitaine, N., and Wallace, P. T.: New precession expressions, valid for long time intervals. *Astron. Astrophys.* **534**, A22 (2011), doi: 10.1051/0004-6361/201117274.