

Stanislav Jendroľ; Ernest Jucovič  
Generalization of a theorem by V. Eberhard

*Mathematica Slovaca*, Vol. 27 (1977), No. 4, 383--407

Persistent URL: <http://dml.cz/dmlcz/128757>

## Terms of use:

© Mathematical Institute of the Slovak Academy of Sciences, 1977

Institute of Mathematics of the Academy of Sciences of the Czech Republic provides access to digitized documents strictly for personal use. Each copy of any part of this document must contain these *Terms of use*.



This paper has been digitized, optimized for electronic delivery and stamped with digital signature within the project *DML-CZ: The Czech Digital Mathematics Library* <http://project.dml.cz>

## GENERALIZATION OF A THEOREM BY V. EBERHARD

STANISLAV JENDROĽ—ERNEST JUCOVIČ

### 1. Introduction

Let a cell-complex  $M$  decompose the closed connected orientable 2-manifold  $T_g$  of genus  $g$ . From Euler's formula  $v(M) - e(M) + f(M) = 2(1 - g)$  ( $v(M)$  or  $e(M)$  or  $f(M)$  denote the number of 0- or 1- or 2-cells of  $M$ , respectively). Then there follows

$$\sum_{k \geq 3} (6 - k)p_k(M) + 2 \sum_{k \geq 3} (3 - k)v_k(M) = 12(1 - g), \quad (1)$$

where  $p_k(M)$  or  $v_k(M)$  denotes the number of 2-cells of  $M$  with  $k$  0-cells on the boundary ( $k$ -gons,  $k$ -gonal faces) or the number of 0-cells of  $M$  belonging to the boundary of  $k$  2-cells ( $k$ -valent vertices), respectively. Obviously there holds

$$\sum_{k \geq 3} k \cdot p_k(M) = \sum_{k \geq 3} k \cdot v_k(M) = 2e(M).$$

However, there are pairs of sequences  $p = (p_k | k \geq 3)$ ,  $v = (v_k | k \geq 3)$  of non-negative integers satisfying the condition

$$\sum_{k \geq 3} (6 - k)p_k + 2 \sum_{k \geq 3} (3 - k)v_k = 12(1 - g) \quad (2)$$

with some  $g$  and  $\sum_{k \geq 3} k \cdot p_k = \sum_{k \geq 3} k \cdot v_k \equiv 0 \pmod{2}$  for which there exists no cell-decomposition  $M$  of  $T_g$  with  $p_k(M) = p_k$ ,  $v_k(M) = v_k$  for all  $k$ . The equality (2) does not restrict in any way the numbers  $p_6$ ,  $v_3$ . This has led to the following question: Given sequences of non-negative integers  $p = (p_k | k \geq 3, k \neq 6)$ ,  $v = (v_k | k > 3)$  satisfying (2) with some  $g$ , do there exist non-negative integers  $p_6$  and  $v_3$  and a cell-decomposition  $M$  of  $T_g$  such that  $p_k(M) = p_k$ , and  $v_k(M) = v_k$  for all  $k$ ? (If so,  $M$  is called a realization of  $(p, v)$  on  $T_g$ , the pair of sequences  $(p, v)$  is called *realizable* on  $T_g$ .)

For  $g = 0$  and  $v = (0, 0, 0, \dots)$  an answer was given already in 1891 by

Eberhard [2]. B. Grünbaum renewed the interest in Eberhard's Theorem, gave a clear proof in [4] and some ramifications and analogues of it in [5], [6], and posed the above problem for all orientable 2-manifolds. (For another proof of Eberhard's theorem see Jendroľ [8].) For  $g = 0$  and  $v \neq (0, 0, 0, \dots)$  a solution is contained in Jendroľ—Jucovič [9], for  $g = 1$  and  $v = (0, 0, 0, \dots)$  in Jendroľ—Jucovič [10]. (For analogues of and relatives to Eberhard's Theorem see also Barnette—Jucovič—Trenkler [1], Fisher [3], Grünbaum—Zaks [7], Jucovič [11], Jucovič—Trenkler [12, 13], Trenkler [14], Zaks [15, 16, 17].)

The present paper presents a solution of the above problem for all closed orientable 2-manifolds. It is contained in the

**Theorem.** *A pair of sequences of non-negative integers  $p = (p_k | k \geq 3, k \neq 6)$ ,  $v = (v_k | k > 3)$  is realizable on the closed orientable 2-manifold  $T_g$  of genus  $g$  if and only if*

$$a) \sum_{k \geq 3} (6 - k)p_k + 2 \sum_{k \geq 3} (3 - k)v_k = 12(1 - g), \text{ and}$$

b) *for  $g = 0$  the following conditions do not hold simultaneously:  $\sum p_k = 0$  for  $k$  odd and  $\sum v_k = 1$  for  $k \not\equiv 0 \pmod{3}$ , and*

c) *for  $g = 1$  it differs from the pair  $p = (0, 0, 1, 1, 0, \dots)$ ,  $v = (0, 0, 0, \dots)$ .*

The proof of the Theorem is rather extensive. It is contained in the next three sections. Sections 2 and 3 have a preparatory character.

In Section 2 a general outline of the construction realizing a given pair of sequences on a manifold with prescribed genus is given, and fundamental cell-aggregates allowing to create faces and vertices required are presented. Furthermore, in this Section a procedure for increasing the genus of a decomposed 2-manifold and a certain transformation of cell-decompositions of 2-manifolds are described.

In Section 3 the methods for inserting faces and vertices with "more" edges into the fundamental cell-aggregates described in Section 2 are shown in details.

The actual proof of Theorem is contained in Section 4. The individual steps of construction described in Sections 2 and 3 are here aligned to show procedures for realizing the prescribed pairs of sequences on the prescribed manifolds. Different cases of pairs of sequences and in particular different possibilities of numbers of faces with  $\leq 5$  edges must be taken into consideration.

## **2. Outline of the proof, fundamental constructive elements**

**2.1.** The general procedure of constructing the cellcomplex realizing a pair of sequences  $p, v$  prescribed on a 2-manifold required is as follows: First a certain planar or toroidal map is constructed containing some of the required  $i$ -gons,  $i \geq 7$ ,

or  $j$ -valent vertices,  $j \geq 4$ , and certain cell-aggregates (“configurations”) in it are employed for constructing all the required  $j$ -valent vertices and  $i$ -gons,  $j \geq 4$ ,  $i \geq 7$ . These configurations form a set  $C$  which is self-reproducing in the following sense: We can increase the valency of a vertex or the number of edges of a face belonging to any member of  $C$  in the map and to get in the map obtained again a member of  $C$ . This makes it possible to proceed with the construction, i.e. to create other vertices and faces required. In the course of creating the faces and vertices mentioned quadrangles arise as well, and they are grouped into triples (called *plugs* in the sequel) (Fig. 5a). The plugs in the concluding stage of the construction are arranged in two ways:  $g$  or  $g - 1$  pairs of them — depending on whether the starting map is planar or toroidal — are joined by handles to get manifolds of the required genus, and the quadrangles in the remaining plugs are transformed into the  $k$ -gons required,  $3 \leq k \leq 5$ .

**2.2.** The face-aggregate in Fig. 1a (or its mirror image) or 2a or 3a, called configuration  $A_m$  or  $B_m$  or  $C_m$  (conf  $A_m$ , conf  $B_m$ , conf  $C_m$  in the sequel) consists of an  $m$ -gon,  $m \geq 6$ , and two hexagons and one or two or three quadrangles, respectively. (We will omit the letter  $m$  in the symbols if it is not relevant, and write simply conf A etc.)

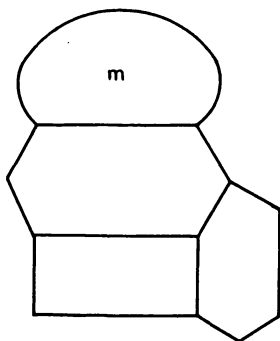


Fig. 1a

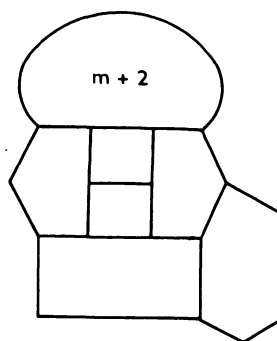


Fig. 1b

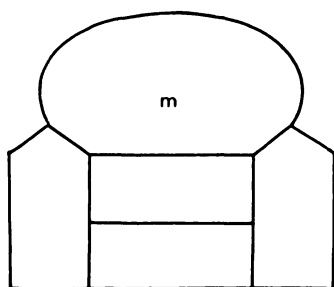


Fig. 2a

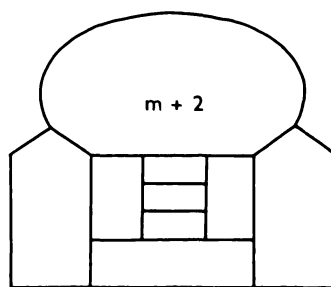


Fig. 2b

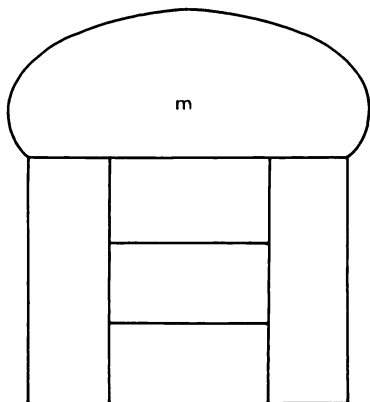


Fig. 3a

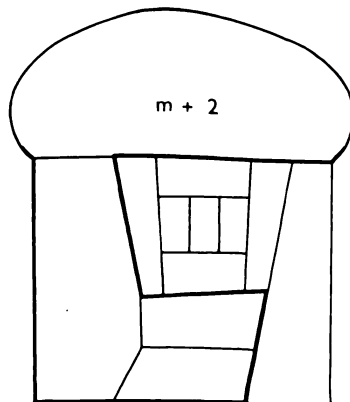


Fig. 3b

Increasing the number of edges of the  $m$ -gon in conf  $A_m$  is performed in such a way that new edges are inserted into its “middle” hexagon and two of its edges are broken into three; each is marked in Fig. 1b. We get a conf  $B_{m+2}$  and a conf  $B_6$  (considering the “lower” hexagon) having some faces in common. The conf  $B_{m+2}$  obtained works in the subsequent construction if the number of edges of the  $(m+2)$ -gon is to be increased. If not, the conf  $B_6$  is used for creating other required cells. — Analogously from conf  $B_m$  conf  $C_{m+2}$  and conf  $C_6$  in Fig. 2b are constructed. Conf  $A_{m+2}$  and conf  $A_6$  are obtained equally from conf  $C_m$  — Fig. 3b. The triple of quadrangles we get (see also Fig. 5a) is the plug; its precise role will be described later.

Having an  $m$ -gon in conf  $A_m$  and desiring to form an  $i$ -gon,  $i \geq m+6$  from it, we construct successively a conf  $B_{m+2}$ , conf  $C_{m+4}$  and conf  $A_{m+6}$ , and so on. This transition from conf  $A_m$  to conf  $A_{m+6}$  increasing the number of edges of a polygon in conf  $A$  by six and forming one plug will be called an  $A$ -step in the sequel. Analogously, increasing the number of edges by six in conf  $B$  or conf  $C$  and forming a plug is called a  $B$ -step or a  $C$ -step, respectively.

For constructing vertices of the required valencies  $\geq 4$  the face-aggregate in Fig. 4a (or its mirror image) with the designated vertex  $X$  of valency  $x$ , called conf  $V_x$ , is employed. To increase the valency of the designated vertex in conf  $V_x$  by three, edges are inserted as drawn in Fig. 4b. The result is a conf  $V_{x+3}$  but a plug occurs in the map, as well. This increasing of the valency of a vertex and creating a plug will be called a  $V$ -step in the sequel.

Some remarks should be added here:  $\alpha$ ) All the conf  $A$ , conf  $B$ , conf  $C$  appearing in the map in the course of the construction to be employed for creating the required faces and vertices have all their vertices trivalent.  $\beta$ ) The plugs appearing in a map are used not only for forming the handles and  $i$ -gons,  $3 \leq i \leq 5$ ,

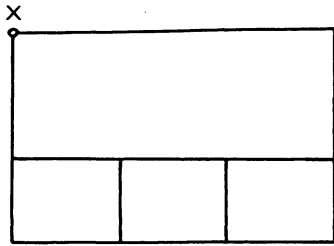


Fig. 4a

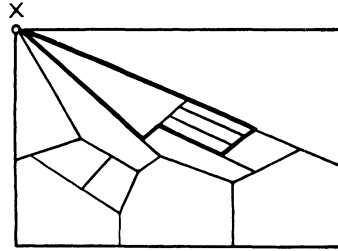


Fig. 4b

as will be described below (see Section 2.3) but from a plug a conf  $C_6$  can be formed. This transformation is shown in Figs. 5a, 5b, and will be employed in realizing some pairs of sequences  $p, v$ . (See Sections 3.5b, 3.8b, 4.1.)

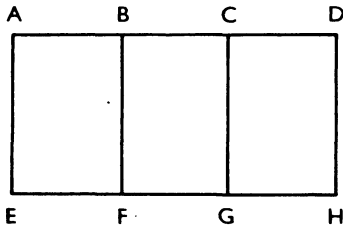


Fig. 5a

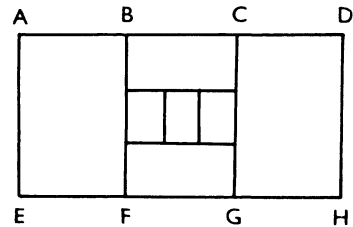


Fig. 5b

**2.3.** Now we describe the construction of a handle employing two plugs. Let us have two disjoint plugs  $P$  and  $P'$  with vertices  $A, B, C, D, E, F, G, H$  or  $A', B', C', D', E', F', G', H'$ , respectively, in a cell-decomposition  $R$  of a 2-manifold  $T_g$  of genus  $g$ . A cylindrical map  $Q$  (Fig. 6a) containing six hexagons and four quadrangles is added to  $R$  (Fig. 6b). Equally marked vertices in  $Q$  and in the plugs  $P, P'$  are identified. Only the edges  $BF, CG, B'F', C'G'$  are removed. Adding a handle to  $T_g$ , i.e. creating  $T_{g+1}$  has been performed. In the cell-complex on  $T_g$  this has caused the replacing of six quadrangles (i.e. the deleting of  $P, P'$ ) by hexagons only (i.e. decreasing the number  $\sum_{k \geq 3} (6-k)p_k(R) + 2 \sum_{k \geq 3} (3-k)v_k(R)$  by 12); none of the  $i$ -gons,  $i \geq 7$ , and  $j$ -valent vertices,  $j > 3$  have changed their types.

**2.4.** A very useful transformation of a map  $M$  into  $M'$ , called the *replacing of edges by hexagons*, will now be described. (See Grünbaum [4, p. 263].) In this transformation every edge of  $M$  is replaced by a hexagon so that an adjacent pair of faces  $k$ -gon  $K - l$ -gon  $L$  in  $M$  is replaced by the pair  $k$ -gon  $K' - l$ -gon  $L'$  in  $M'$  which are separated by a hexagon. The vertices of the faces  $K'$  and  $L'$  become trivalent while no  $b$ -valent vertex of  $M$  changes its place, and is incident with  $b$  hexagons in  $M'$  (see Fig. 7 where the initial map  $M$  is drawn in dashed lines).

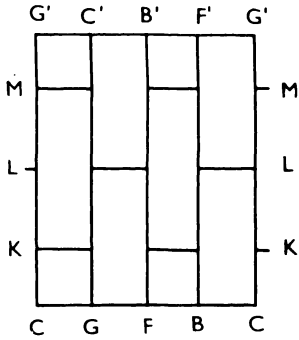


Fig. 6a

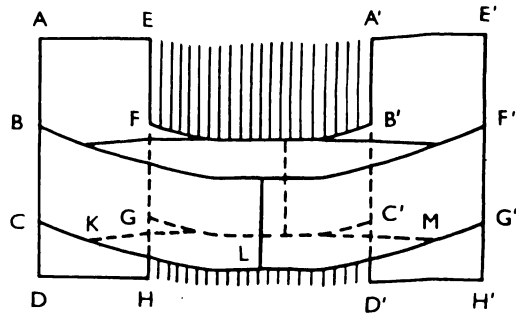


Fig. 6b

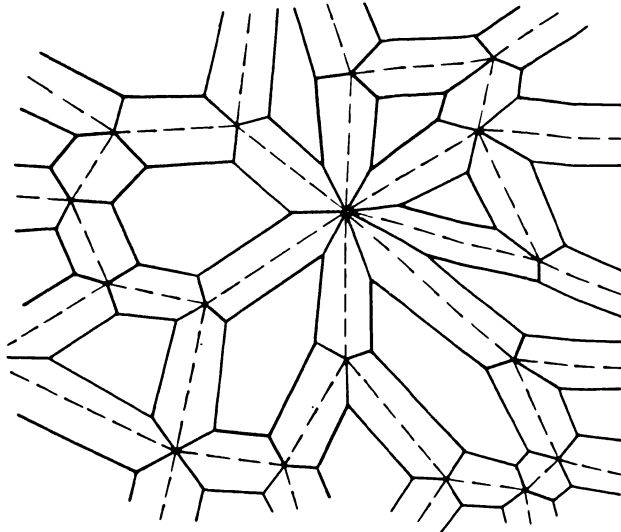


Fig. 7

### 3. Procedures of construction of $i$ -gons, $i \geq 7$ , and $j$ -valent vertices, $j \geq 4$

As already mentioned, the required  $i$ -gons,  $i \geq 7$ , and  $j$ -valent vertices,  $j \geq 4$ , will be formed from conf  $A_6$ , conf  $B_6$ , and conf  $C_6$ , if not contained in the initial map. In this Section these procedures are described.  $3r$ -valent vertices and even-gonal faces are constructed one by one,  $(3r + 1)$ -,  $(3r + 2)$ -valent vertices and odd-gonal faces are constructed in pairs. (In chapter 3,  $r, s, t, w$  are positive integers.) Of course the pairs of sequences  $(p, v)$  can be such that an odd number of vertices with valencies  $\not\equiv 0 \pmod{3}$  is needed; this fact is taken into consideration in the

choice of the fundamental (planar or toroidal) map (see Section 4). In Section 3.9 we settle the case when an odd number of odd-gonal faces (with  $\geq 7$  vertices) is required.

The following is an important rule to be observed in the successive forming of the vertices and faces mentioned: If in some step of the construction a conf  $A_6$  or conf  $B_6$  and a conf  $C_6$  appears in the map, for constructing other faces and vertices required, this conf  $A_6$  or conf  $B_6$ , respectively, is employed, and from the conf  $C_6$  the triple of quadrangles is employed as a plug. It should be remarked that in any step of the construction at most one of the conf  $A_6$  or conf  $B_6$  appears in the map. If neither conf  $A_6$  nor conf  $B_6$  but some conf  $C_6$  appear, only one from among the conf  $C_6$  is employed for creating other vertices and faces required, and from the remaining conf  $C_6$  only the plugs are used. — If no conf  $A_6$ , conf  $B_6$  appears in the map, from one plug a conf  $C_6$  is formed as described in Section 2.2 (remark  $\beta$ ) to continue the construction.

**3.1. A  $3r$ -valent vertex,  $r \geq 2$ , is constructed**

a) in conf  $A_6$  by inserting edges as drawn in Fig. 8a. We get a 6-valent vertex in conf  $V$ , and a conf  $A_6$ . If  $r > 2$ , we use  $(r - 2)$  times the V-step to get the  $r$ -valent vertex and  $(r - 1)$  plugs. Other vertices and faces required are constructed in using the conf  $A_6$  mentioned.

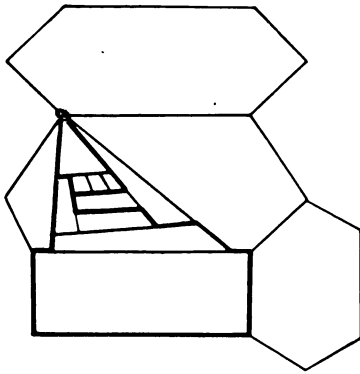


Fig. 8a

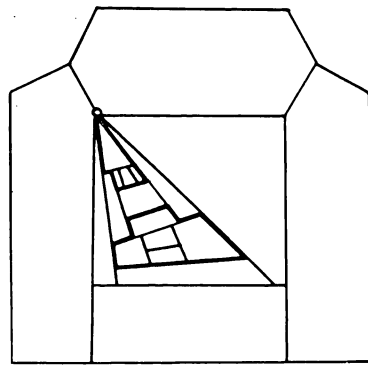


Fig. 8b

b) in conf  $B_6$ : Edges are added as drawn in Fig. 8b. Again a 6-valent vertex in conf  $V$  and a conf  $B_6$  are obtained. Further we proceed as in the preceding case a).

c) in conf  $C_6$ : Note that conf  $C_6$  contains a conf  $V_3$  (and two hexagons which are retained in the map). After employing the V-step  $(r - 1)$  times we get, besides the  $r$ -valent vertex required,  $r$  plugs from which one can be changed into a conf  $C_6$  so that the construction may proceed.

**3.2. A pair  $(3r + 1)$ -valent and a  $(3s + 1)$ -valent vertex,  $r, s \geq 1$ , are equally inserted in all the conf  $A_6$ , conf  $B_6$ , conf  $C_6$  employing the circumstance that all**



these configurations contain an adjacent pair of faces hexagonquadrangle with all the vertices trivalent. (In conf  $A_6$  the “middle” hexagon is used, in the other cases the “upper” one.)

If  $r = s = 1$  edges are inserted into the hexagon as drawn in Fig. 9a, two 4-valent vertices appear. If the initial configuration was conf  $A_6$ , we get also conf  $C_6$ , if it was conf  $B_6$ , we get also conf  $A_6$  (not shown in the drawings) and a plug, if it was conf  $C_6$ , then conf  $B_6$  and a plug appear. (Cf. Fig. 9a and Figs. 1a, 2a, 3a.)

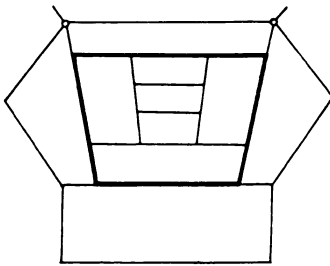


Fig. 9a

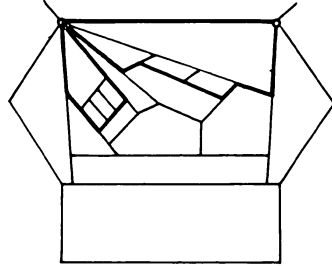


Fig. 9b

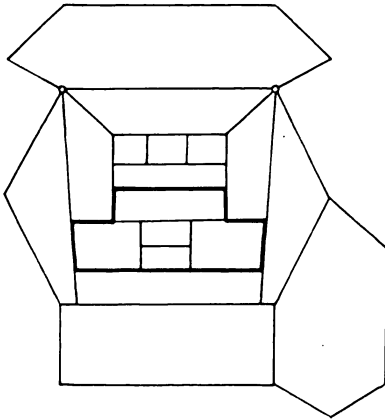


Fig. 10a

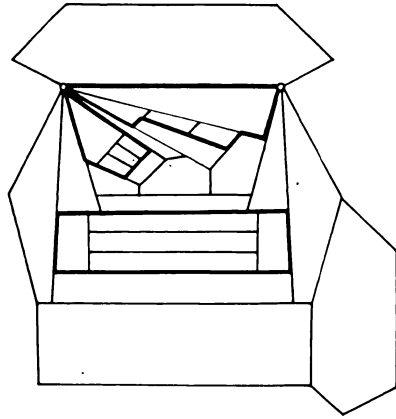


Fig. 10b

For  $r \geq 2$  or  $s \geq 2$  edges are inserted into the hexagon as drawn in Fig. 9b. We get a conf  $V_7$  and a conf  $V_4$ . The V-step is employed  $(r - 2)$  or  $(s - 2)$  times on the first vertex and  $(s - 1)$  or  $(r - 1)$  times on the second one. We get, besides the required vertices, some plugs and at most one from among conf  $A_6$ , conf  $B_6$  to be used for creating other faces and vertices required, according to the rule mentioned at the beginning of Section 3.

**3.3. The insertion of a  $(3r + 2)$ - and a  $(3s + 2)$ -valent vertex,  $r, s \geq 1$**

a) into conf  $A_6$  is performed as follows. If  $r = s = 1$ , edges are added as in Fig. 10a; we get two 5-valent vertices, a plug and a conf  $B_6$ . For  $r \geq 2$  or  $s \geq 2$  the insertion is drawn in Fig. 10b; we get a conf  $V_8$ , a conf  $V_5$  and conf  $B_6$ . The V-step is performed the appropriate number of times on the conf  $V$ 's; the required vertices and  $(r + s - 1)$  plugs are obtained.

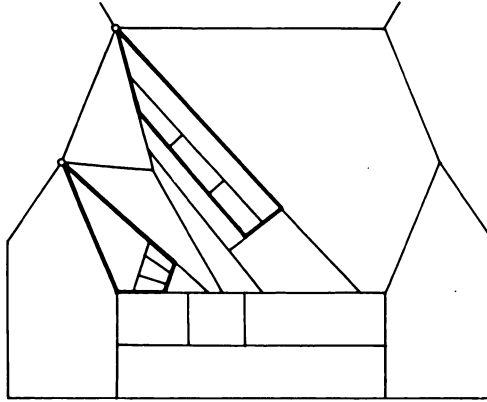


Fig. 11

b) into conf  $B_6$  is performed as drawn in Fig. 11. We get two conf  $V_5$ . The V-step is performed with the first  $(r - 1)$  times and with the second one  $(s - 1)$  times. We get, besides the required vertices some plugs.

c) into conf  $C_6$  is performed analogically as into conf  $B_6$  because this last one is a part of a conf  $C_6$ . We get, besides the required vertices, a conf  $A_6$  and plugs. (Cf. Figs. 11 and 3a).

**3.4. Even-gonal faces**

A  $6t$ -gon,  $t \geq 2$ , is obtained from conf  $A_6$  or conf  $B_6$  or conf  $C_6$  so that  $(t - 1)$  times the A-step or the B-step or the C-step, respectively, is performed in it. We get, besides the polygon required, some plugs and a conf  $A_6$  or conf  $B_6$  or conf  $C_6$ , respectively.

To construct a  $(6t + 2)$ - or  $(6t + 4)$ -gon first an octagon or decagon from the hexagon in the appropriate configuration is constructed and then the A-step or the B-step or the C-step is employed. (See Section 2.2.)

**3.5. The procedure of inserting a  $(6t + 1)$ -gon and a  $(6w + 1)$ -gon,  $t, w \geq 1$ ,**

a) into conf  $A_6$ : If  $t = 1$  or  $w = 1$ , the faces are changed as drawn in Fig. 12a. We get two 7-gons, one of them in conf  $B_7$ . With this configuration the B-step is performed  $(t - 1)$  or  $(w - 1)$ -times — depending on whether  $w = 1$  or  $t = 1$ .

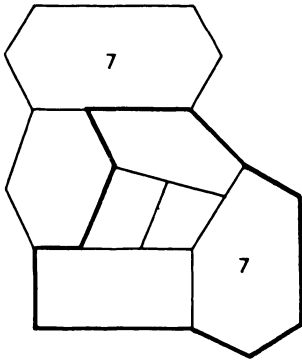


Fig. 12a

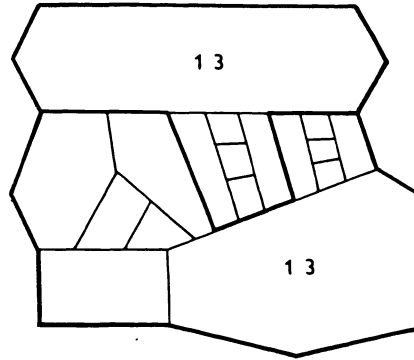


Fig. 12b

If  $t \geq 2$ ,  $w \geq 2$ , the conf  $A_6$  considered is arranged as in Fig. 12b. We get two conf  $C_{13}$ , a conf  $B_6$  and plugs. The C-step is used  $(t - 2)$  and  $(w - 2)$  times to get the required polygons, and conf  $B_6$  is used to construct the remaining faces and vertices.

b) into conf  $B_6$ : If  $t = 1$  or  $w = 1$ , the configuration is changed as drawn in Fig. 13a. One of the two 7-gons obtained is contained in conf  $C_7$ . The C-step is performed  $(t - 1)$  or  $(w - 1)$  times; plugs and a conf  $C_6$  result. It should be noted here that if  $t = w = 1$ , a conf  $C_6$  is formed from the plug in Fig. 13a (see Section 2.3, Fig. 5a, b) and is used for creating other faces and vertices required.

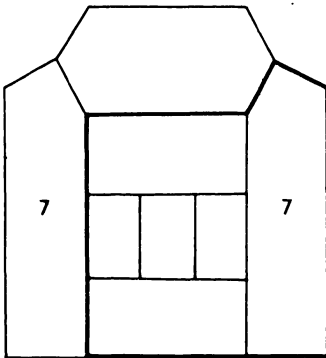


Fig. 13a

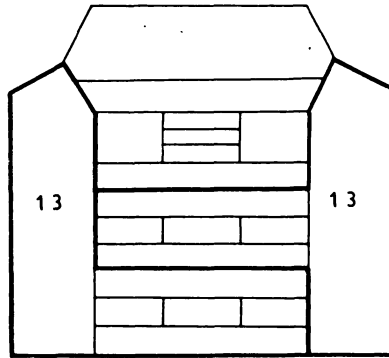


Fig. 13b

If  $t \geq 2$  and  $w \geq 2$ , new edges are added as in Fig. 13b. We get two conf  $C_{13}$  and a conf  $C_6$ . The construction continues as in the foregoing cases.

c) into conf  $C_6$ : If it is subdivided as drawn in Fig. 14, we get two 7-gons, one in conf  $A_7$ , and the second in conf  $C_7$ . After performing the A-step  $(t - 1)$  times, the

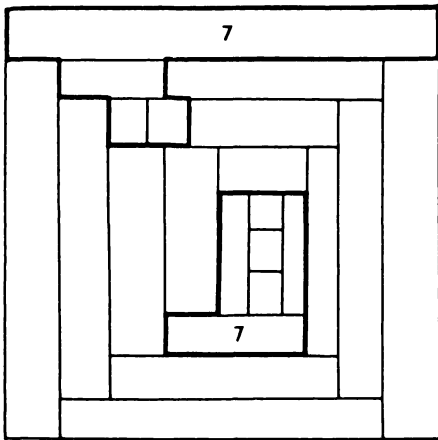


Fig. 14

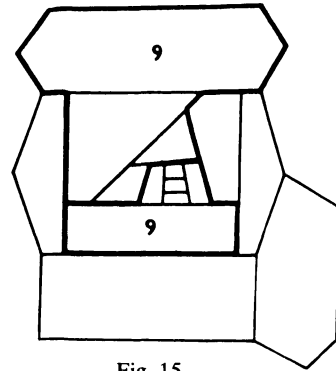


Fig. 15

C-step  $(w - 1)$  times the required two faces occur in the map, and besides plugs as well as a conf  $A_6$ .

**3.6. The insertion of the pair  $(6t + 1)$ -gon —  $(6w + 3)$ -gon and of the pair  $(6t + 1)$ -gon —  $(6w + 5)$ -gon**

a) into conf  $A_6$ . If  $t = 1$ , we start again with the face-aggregate in Fig. 12a containing two 7-gons. From that belonging to conf  $B_7$ , the desired  $(6w + 3)$ -gon or  $(6w + 5)$ -gon is created by a successive increase of the number of its edges by two. If  $t \geq 2$ , the considered conf  $A_6$  is changed as drawn in Fig. 15. There we have a conf  $A_9$  and a conf  $C_9$ . As described above, the conf  $A_9$  is changed into conf  $C_{13}$ , and the C-step is performed then  $(t - 2)$  times. The C-step with the conf  $C_9$  mentioned is performed  $(w - 1)$  times, too. Thus the  $(6t + 1)$ -gon and the  $(6w + 3)$ -gon required, and plugs and two conf  $C_6$  are constructed. In the same way we proceed in constructing the pair  $(6t + 1)$ -gon —  $(6w + 5)$ -gon. However, conf  $A_6$  instead of one conf  $C_6$  appears.

b) into conf  $B_6$ : If  $t = 1$ , we start again with the face-aggregate in Fig. 13a. From the 7-gon belonging to the conf  $C_7$ , the required  $(6w + 3)$ -gon or  $(6w + 5)$ -gon is constructed as described in some previous cases.

If  $t \geq 2$ , the conf  $B_6$  considered is arranged as in Fig. 16; there we have a conf  $B_9$  and a conf  $C_9$ . First, the conf  $B_9$  is changed into conf  $A_{13}$  and the A-step is performed  $(t - 2)$  times. Then, with conf  $C_9$ ,  $(w - 1)$  times C-step is performed. We get, besides the required  $(6t + 1)$ - and  $(6w + 3)$ -gon, plugs and a conf  $A_6$ .

To construct a  $(6t + 1)$ -gon and a  $(6w + 5)$ -gon we must as follows change the preceding procedure (because if proceeding equally we would not be able in all cases — after creating these two polygons — to proceed the construction): The  $(6w + 5)$ -gon is constructed from conf  $B_9$  in Fig. 16. First, an 11-gon is formed and

then the C-step is performed  $(w - 1)$  times. The  $(6t + 1)$ -gon,  $t \geq 2$  is formed from the conf  $C_9$ ; this is changed into conf  $B_{13}$  and then the B-step is performed  $(t - 2)$  times. A conf  $B_6$  appears.

c) into conf  $C_6$ : This is arranged as shown in Fig. 14, where we have a conf  $C_7$  and a conf  $A_7$ . With conf  $C_7$  the C-step is performed  $(t - 1)$  times. The conf  $A_7$  is changed into conf  $B_9$  (or conf  $C_{11}$ ) and then the B-step (C-step) is performed  $(w - 1)$  times to get the required  $(6w + 3)$ -gon  $(6w + 5)$ -gon. A conf  $B_6$  (conf  $C_6$ ) appears in the map as well.

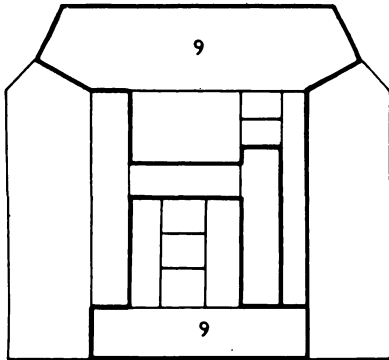


Fig. 16

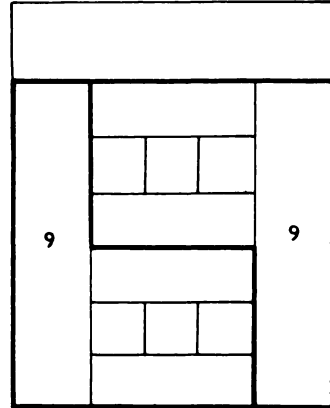


Fig. 17

**3.7.** The construction of the pair  $(6t + 3)$ -gon,  $(6w + 3)$ -gon,  $(t, w \geq 1)$ , and of the pair  $(6t + 3)$ -gon,  $(6w + 5)$ -gon begins with the arranged conf  $A_9$  or conf  $B_9$  or conf  $C_9$  in Fig. 15 or 16 or 17, respectively. In all the cases one 9-gon occurs in a conf  $C_9$ ; from it the  $(6t + 3)$ -gon is constructed by C-steps. The second 9-gon appears in a conf  $A_9$  or conf  $B_9$  or conf  $C_9$ ; this 9-gon is changed by A-steps or B-steps or C-steps into the  $(6w + 3)$ -gon. The forming of the  $(6w + 5)$ -gon from the  $(6w + 3)$ -gon proceeds as described in Section 2.2.

**3.8.** In the construction of the pair  $(6t + 5)$ -gon —  $(6w + 5)$ -gon,  $t, w \geq 1$  the procedure from Section 3.7 must be slightly changed.

a) The insertion into conf  $A_6$ : First, by procedures already described from this conf  $A_6$ , a conf  $C_{6t+4}$  is formed. Next new edges are added in this configuration as drawn in Fig. 18, to get the desired  $(6t + 5)$ -gon, and an 11-gon in conf  $C_{11}$  from which by applying the C-step  $(w - 1)$  times the  $(6w + 5)$ -gon arises. From one of the arisen plugs a conf  $C_6$  is created (see Section 2.2 remark  $\beta$ ) and Figs. 5a, 5b) to be employed for forming other faces and vertices required.

b) The insertion into conf  $B_6$ : New edges are added as drawn in Fig. 16 (cf. Fig. 2a) to get conf  $B_9$  and a conf  $C_9$ . From them conf  $C_{11}$  and conf  $A_{11}$  are formed

(see Section 2). To get the polygons required the C-step is performed  $(t - 1)$  times and the A-step  $(w - 1)$  times. The conf  $A_6$  is used for forming further faces and vertices.

c) The insertion into conf  $C_6$ : It is changed first as drawn in Fig. 14. A conf  $A_7$  and a conf  $C_7$  occur there. From them conf  $C_{11}$  and conf  $B_{11}$  are formed as described in Section 2. Now the B-step is performed  $(t - 1)$  times and the C-step  $(w - 1)$  times, from which the required polygons, plugs and a conf  $B_6$  result. This last is employed for continuing the construction.

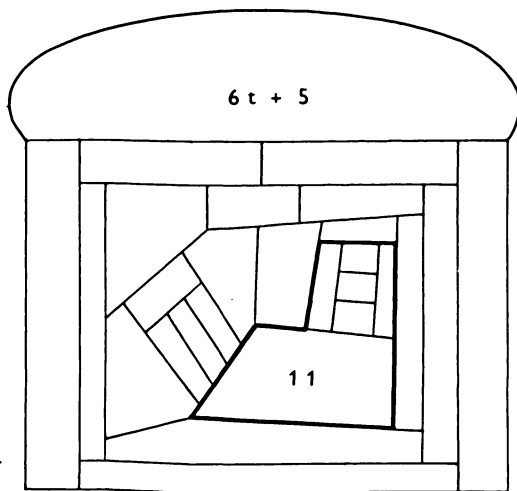


Fig. 18

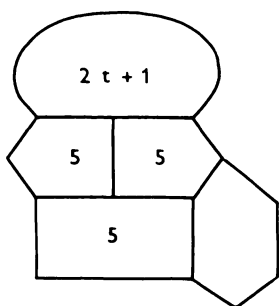


Fig. 19a

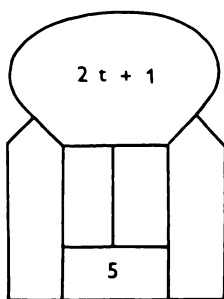


Fig. 19b

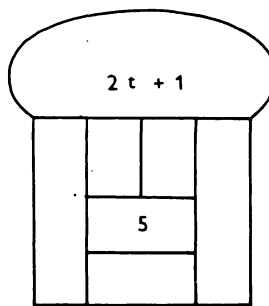


Fig. 19c

**3.9.** If an odd number of odd-gonal faces with  $\geq 7$  edges is required, the last of them, a  $(2t + 1)$ -gon,  $t \geq 3$ , can be inserted into conf  $A_6$  or conf  $B_6$  or conf  $C_6$  as follows: A  $2t$ -gon is inserted into this configuration by the procedures already

described. It is then contained in conf  $A_{2t}$  or conf  $B_{2t}$  or conf  $C_{2t}$ . Fig. 19a or 19b or 19c, respectively, shows how these configurations are changed by adding edges to get a  $(2t + 1)$ -gon,  $t \geq 3$ . — The face-aggregates in Fig. 19 will be called *concluding configurations* in the sequel. Let us remark that this last odd-gonal face is constructed alone, if not stated otherwise, *after* constructing all  $i$ -valent vertices,  $i \geq 4$ , and remaining  $j$ -gons,  $j \geq 7$ .

#### 4. Proof of Theorem

We will omit the proof of Theorem for  $g = 0$  and the proof of non-realizability of the pair of sequences in c) because they are contained in [9, 10]. The realizability of all the remaining pairs of sequences on all manifolds of genus  $g \geq 1$  will be demonstrated by effective constructions of the appropriate cell-complexes. To cover all pairs of sequences and all manifolds, various procedures of construction and distinguishing between many cases and subcases are needed. The procedure differ, depending on the pairs of sequences to be realized, in the initial maps and in the concluding stages when the  $k$ -gons,  $k \leq 5$  required should be formed from the plugs and from conf A or conf B or one of the concluding configurations in Fig. 19. The  $i$ -gons,  $i \geq 7$ , and  $j$ -valent,  $j \geq 4$ , vertices are constructed by procedures described in Section 3.

##### 4.1. $3p_3 + 2p_4 + p_5 = 0$ .

For  $g = 1$  the pair  $(p_i = 0$  for  $i \neq 6)$ ,  $(v_i = 0$  for  $i \geq 4)$  satisfies (2) only and its realization is the well-known hexagonal decomposition of the torus. Therefore decompositions of surfaces of genus  $\geq 2$  appear in the sequel only.

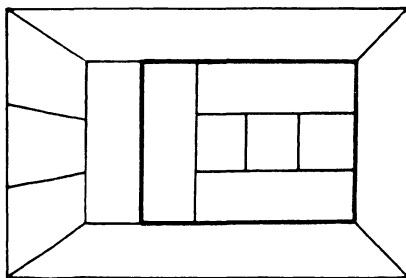


Fig. 20

a) If  $\sum_{k \geq 1} v_{3k+1} \equiv \sum_{k \geq 1} v_{3k+2} \equiv 0 \pmod{2}$ , the construction starts with the planar map in Fig. 20 containing conf  $C_6$ , a plug and hexagons. We construct — beginning with

the conf  $C_6$  — all the vertices of valencies  $\equiv 0 \pmod{3}$  (see Section 3.1),  $\left[ \frac{\sum_{k \geq 1} v_{3k+1}}{2} \right]$

pairs of vertices of valencies  $\equiv 1 \pmod{3}$  (see Section 3.2),  $\left[ \frac{\sum_{k \geq 1} v_{3k+2}}{2} \right]$  pairs of vertices of valencies  $\equiv 2 \pmod{3}$  (see Section 3.3), all the even-gonal faces (see Section 3.4) and  $\left[ \frac{\sum_{k \geq 3} p_{2k+1}}{2} \right]$  pairs of odd-gonal faces (see Sections 3.5—3.8) required. (Notice that from (2) there follow  $\sum_{k \geq 3} kp_k \equiv 0 \pmod{2}$  and the evenness of the number of odd-gonal faces required.) After doing so we get a map  $M$  on the sphere with  $p_i(M) = p_i$  for all  $i \geq 7$ ,  $v_j(M) = v_j$  for all  $j \geq 4$ ,  $p_3(M) = p_5(M) = 0$ . From (1) then there follows  $2p_4(M) = 12g$ , and as the quadrangles are grouped in plugs, we have exactly  $2g$  of them. By the procedure described in Section 2.3 they are joined in pairs to form a realization required of the pair of sequences  $(p, v)$  on  $T_a$ .

b) Let  $\sum_{k \geq 1} v_{3k+1} \equiv 1 \pmod{2}$ ,  $\sum_{k \geq 1} v_{3k+2} \equiv 0 \pmod{2}$ . The construction starts with the toroidal maps in Fig. 21 (equally marked vertices should be identified); if  $v_4 \neq 0$ , it begins with the map in Fig. 21a containing a 4-valent vertex and a conf  $A_6$ ; if  $v_4 = 0$ , it begins with the map in Fig. 21b containing a 7-valent vertex in conf  $V_7$  and conf  $A_6$ . Applying an appropriate number of V-steps in the second case and using conf  $A_6$  in both cases for constructing all the remaining vertices and faces required, we get a toroidal map containing all  $j$ -valent vertices,  $j \geq 4$ , and  $i$ -gons,  $i \geq 7$ , hexagons and  $2(g-1)$  plugs. The plugs are joined in pairs by handles as in case a).

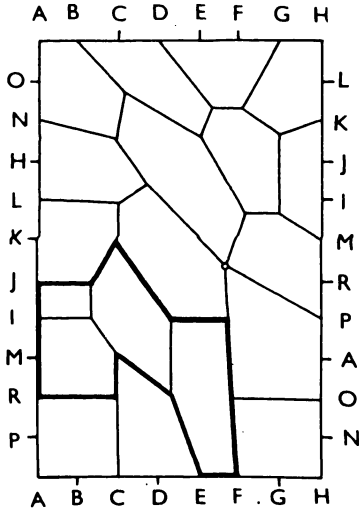


Fig. 21a

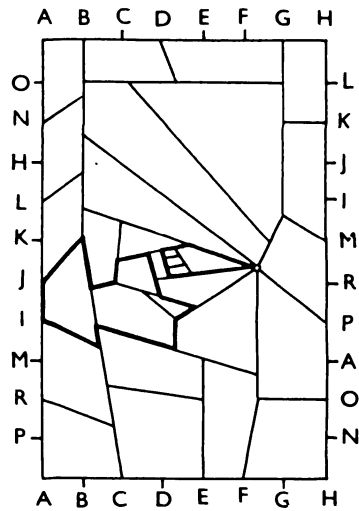


Fig. 21b



c) If  $\sum_{k \geq 1} v_{3k+1} \equiv 0 \pmod{2}$ ,  $\sum_{k \geq 1} v_{3k+2} \equiv 1 \pmod{2}$ , the starting toroidal map is drawn in Fig.22a or Fig. 22b, provided  $v_5 \neq 0$  or  $v_5 = 0$ , respectively. In both cases we have at our disposal a conf  $B_6$  for constructing all the  $i$ -gons,  $i \geq 7$ , and the remaining  $j$ -valent vertices,  $j \geq 4$ . The valency of the 8-valent vertex in conf  $V_8$  in Fig. 22b is increased by the V-step as needed. Handle forming as in case b) can follow.

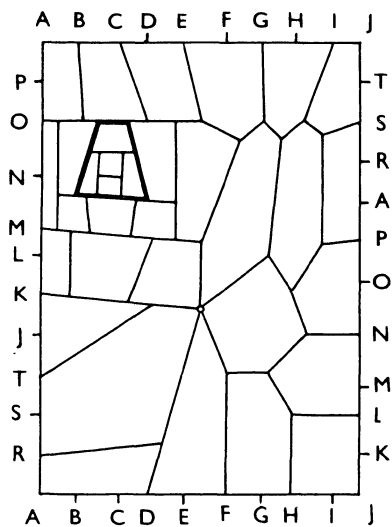


Fig. 22a

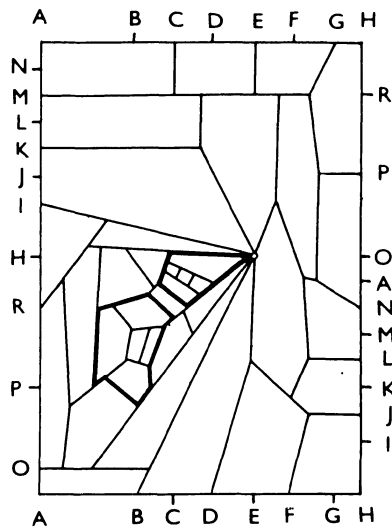


Fig. 22b

d) If  $\sum_{k \geq 1} v_{3k+1} \equiv \sum_{k \geq 1} v_{3k+2} \equiv 1 \pmod{2}$ , the construction begins with the toroidal map in Fig. 23a or 23b depending on whether  $v_5 \neq 0$  or  $v_5 = 0$ , respectively. In the first case the valency of the 4-valent vertex and in the second valencies of the 4-valent and 8-valent vertices in conf  $V$  are increased by the V-step. One of the plugs appearing in conf  $V$  after creating the first two vertices required is changed according to the procedure described in remark  $\beta$ ) in Section 2.2 (Fig. 5) into conf  $C_6$ . This conf  $C_6$  is employed for constructing all the remaining  $i$ -valent vertices,  $i \geq 4$ , and  $j$ -gons,  $j \geq 7$  as described in Section 3. Handle forming concludes the construction as in the preceding cases.

**4.2.**  $3p_3 + 2p_4 + p_5 = 1$ , i.e.  $p_3 = p_4 = 0$ ,  $p_5 = 1$ .

If we proceeded in this case as in Section 4.1, we would get a concluding configuration as in Fig. 19c and  $2g - 1$  plugs in case  $\sum_{k \geq 1} v_{3k+1} \equiv \sum_{k \geq 1} v_{3k+2} \equiv 0 \pmod{2}$ , and  $2g - 3$  plugs in the remaining cases, which does not suffice for forming a  $T_g$ . We are unable to change the triple of quadrangles in Fig. 19c so as to

form a plug. Therefore the construction must be changed so as to get the unique pentagon in the map, but the quadrangles in constructing the last  $k$ -gon,  $k \geq 7$  are to be grouped in a plug. We use the fact that (2) requires the number of odd-gonal faces to be even, and because  $p_5 = 1$ ,  $\sum_{k \geq 3} p_{2k+1} \equiv 1 \pmod{2}$  holds.

$$a) \sum_{k \geq 1} v_{3k+1} \equiv \sum_{k \geq 1} v_{3k+2} \equiv 0 \pmod{2}.$$

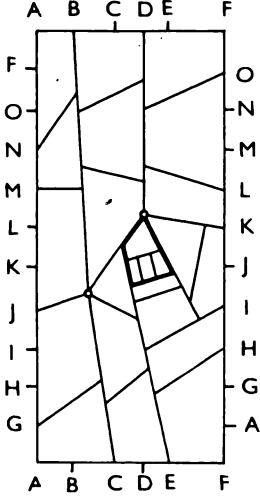


Fig. 23a

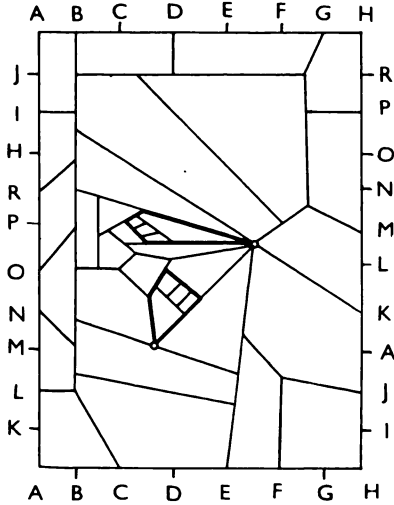


Fig. 23b

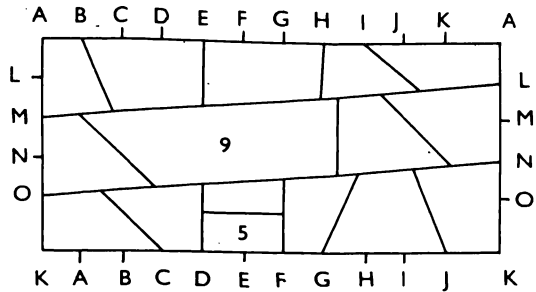


Fig. 24

If  $\sum p_k \neq 0$  for odd  $k \geq 9$ , we start with the trivalent toroidal map in Fig. 24. It contains a 9-gon, a quadrangle, a pentagon and hexagons. After replacing edges by hexagons (see Section 2.4) we get the 9-gon in a conf  $A_9$ , and a conf  $A_6$ . This conf  $A_6$  is employed to construct all the remaining  $i$ -gons,  $i \geq 7$ , and  $j$ -valent vertices,  $j \geq 4$ , required by procedures already described — if the 9-gon in conf  $A_9$ ,

mentioned is needed. The pentagon is retained in the map. The quadrangles are grouped into  $(2g - 2)$  plugs, so that we can use them in forming  $(g - 1)$  handles.

If  $\sum p_k = 0$  for odd  $k \geq 9$ , then  $p_7 \neq 0$ .

For  $p_7 \geq 3$  we start with the planar map in Fig. 25 containing three 7-gons, two plugs and a conf  $A_6$  which is employed for constructing all the remaining  $i$ -gons,  $i \geq 7$ , and  $j$ -valent vertices,  $j \geq 4$ .

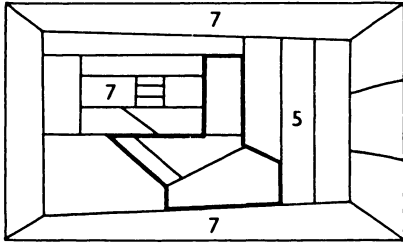


Fig. 25

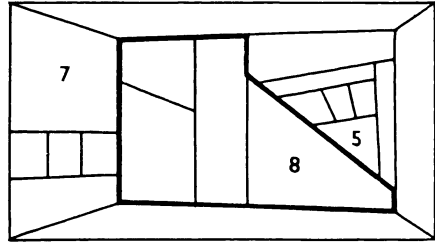


Fig. 26

maps containing one or two vertices of valencies  $\equiv 0 \pmod{3}$  or  $\equiv 1 \pmod{3}$  or  $\equiv 2 \pmod{3}$  in suitable configurations are drawn in Fig. 27a or 27b or 27c, respectively. The construction proceeds as before.

b) For  $\sum_{k \geq 1} v_{3k+1} \equiv 1 \pmod{2}$ ,  $\sum_{k \geq 1} v_{3k+2} \equiv 0 \pmod{2}$  or  $\sum_{k \geq 1} v_{3k+1} \equiv 0 \pmod{2}$ ,  
 $\sum_{k \geq 1} v_{3k+2} \equiv 1 \pmod{2}$  or  $\sum_{k \geq 1} v_{3k+1} \equiv \sum_{k \geq 1} v_{3k+2} \equiv 1 \pmod{2}$  the starting planar maps are




Fig. 27a

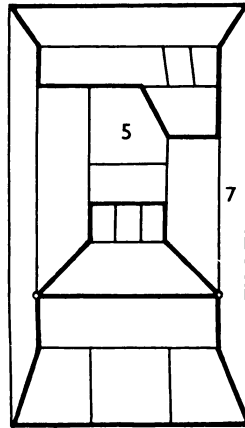


Fig. 27b

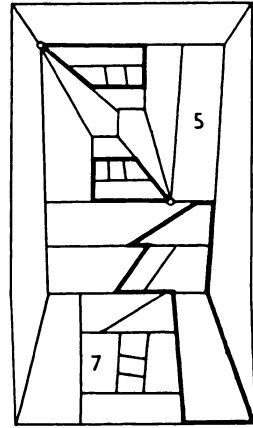


Fig. 27c

For  $p_7 = 1$  and  $\sum_{k \geq 4} p_{2k} \neq 0$  the starting planar map containing conf  $A_8$  to be used for creating other faces and vertices required is drawn in Fig. 26.

For  $p_7 = 1$ ,  $\sum_{k \geq 8} p_k = 0$  and  $\sum_{k \geq 2} v_{3k} \neq 0$  or  $\sum v_{3k+1} \geq 2$  or  $\sum v_{3k+2} \geq 2$  the starting planar map drawn in Fig. 28a or 28b or 28c, respectively. The maps contain a pentagon, a conf  $A_7$  and conf  $V_4$  or a conf  $B_7$  and conf  $V_5$  or a conf  $C_7$ , conf  $V_4$  and conf  $V_5$ , respectively. Thus from the configurations we have at our disposal in the starting maps all the  $i$ -gonal faces,  $i \geq 7$ , and  $j$ -valent vertices,  $j \geq 4$ , are created as described in Section 3. Besides the pentagon required,  $2g$  plugs (and hexagons) appear in the map.

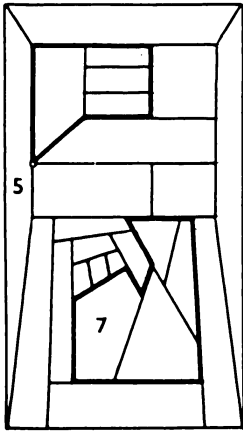


Fig. 28a

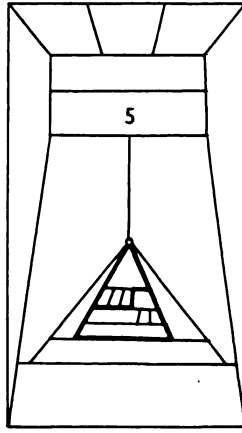


Fig. 28b

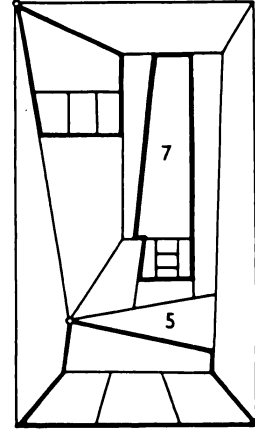


Fig. 28c

The plugs are joined to form the  $g$  handles. The construction is finished in this case, too.

### 4.3. $3p_3 + 2p_4 + p_5 \geq 2$ .

The construction proceeds in three steps: 1. A decomposition  $M'$  of  $T_n$  with  $v_j(M') = v_j$  for all  $j \geq 4$ ,  $p_i(M') = p_i$  for all  $i \geq 7$  is formed. 2.  $M'$  is changed into such a decomposition  $M''$  that  $v_j(M'') = v_j$  for all  $j \geq 4$ ,  $p_i(M'') = p_i$  for all  $i \geq 7$  and  $i = 3$  holds. 3. Creating the decomposition required.

#### The first step

is performed in the same way as described in Section 4.1. The starting map is that in Fig. 20 or 21 or 22 or 23 depending on whether  $\sum_{k \geq 1} v_{3k+1} \equiv \sum_{k \geq 1} v_{3k+2} \equiv 0 \pmod{2}$  or

$\sum_{k \geq 1} v_{3k+1} \equiv 1 \pmod{2}$  and  $\sum_{k \geq 1} v_{3k+2} \equiv 0 \pmod{2}$  or  $\sum_{k \geq 1} v_{3k+1} \equiv 0 \pmod{2}$  and

$\sum_{k \geq 1} v_{3k+2} \equiv 1 \pmod{2}$  or  $\sum_{k \geq 1} v_{3k+1} \equiv \sum_{k \geq 1} v_{3k+2} \equiv 1 \pmod{2}$ , respectively. All remaining

$j$ -valent vertices,  $j \geq 4$ ,  $\sum_{k \geq 4} p_{2k}$  even-gonal faces and  $\left\lceil \frac{\sum_{k \geq 3} p_{2k+1}}{2} \right\rceil$  pairs of odd-gonal faces are constructed as in Section 4.1. While in Section 4.1 always an even number of  $i$ -gons with odd  $i \geq 7$  is required, here an *odd* number of such faces (and some triangles and/or pentagons) may be needed. If so, the last of such faces are constructed as described in Section 3.9. Another difference between the situation in Section 4.1 and this case is that after joining the  $g$  or  $g - 1$  pairs of plugs by handles we get here on  $T_g$  a map  $M'$  with  $p_i(M') = p_i$  for  $i \geq 7$ ,  $v_j(M') = v_j$  for  $j \geq 4$  and we have  $p_4(M') = p'_4$ ,  $p_5(M') = p'_5 \leq 3$ ,  $p_3(M') = 0$  and  $2p_4(M') + p_5(M') \geq 2$  (while the maps in Section 4.1 do not contain  $i$ -gons,  $i \leq 5$ ). From  $2p'_4 + p'_5 = 12(1 - g) + \sum_{i \geq 7} (i - 6)p_i + 2 \sum_{i \geq 4} (i - 3)v_i$  and (2) it follows that  $2p'_4 + p'_5 = 3p_3 + 2p_4 + p_5$ . The procedures of construction of  $M'$  impose that the  $p'_4$  quadrangles and  $p'_5$  pentagons are either in plugs or in conf A or in conf B or in the concluding configurations in Fig. 19a, b, c.

*The second step:*

$M'$  is transformed into  $M''$  such that

$$\begin{aligned} p''_3 &= p_3(M'') = p_3, \\ p''_4 &= p_4(M'') = p_4 + \left\lceil \frac{p_5}{2} \right\rceil, \\ p''_5 &= p_5(M'') = p_5 - 2 \left\lceil \frac{p_5}{2} \right\rceil \quad (= 0 \text{ or } 1), \\ p_i(M'') &= p_i \quad \text{for all } i \geq 7, \\ v_j(M'') &= v_j \quad \text{for all } j \geq 4 \text{ will hold.} \end{aligned} \tag{3}$$

From the procedures of construction employed in the first step and (2), (3) it follows that

$$u = 2p'_4 + p'_5 = 3p''_3 + 2p''_4 + p''_5 \equiv i \pmod{6} \tag{4}$$

implies the map  $M'$  to admit

$$\begin{aligned} \left\lceil \frac{u}{6} \right\rceil & \text{ plugs in case } i = 0, \\ \left\lceil \frac{u}{6} \right\rceil - 1 & \text{ plugs and the configuration in Fig. 19c if } i = 1, \\ \left\lceil \frac{u}{6} \right\rceil & \text{ plugs and conf } A_6 \text{ in case } i = 2, \end{aligned}$$

$\left[ \frac{u}{6} \right]$  plugs and the configuration in Fig. 19a if  $i = 3$ ,

$\left[ \frac{u}{6} \right]$  plugs and conf  $B_6$  in case  $i = 4$ ,

$\left[ \frac{u}{6} \right]$  plugs and the configuration in Fig. 19b if  $i = 5$ .

The following table contains all the residue classes mod 2 or mod 3, to which the numbers  $p_3^i$  or  $p_4^i$ , respectively, can belong and the precise values of  $p_5^i$  if satisfying (3), (4):

$$\begin{aligned}
 i = 0(\alpha) p_3^i &\equiv 0 \pmod{2}, p_4^i \equiv 0 \pmod{3}, p_5^i = 0 \text{ or} \\
 &(\alpha\alpha) p_3^i \equiv 1 \pmod{2}, p_4^i \equiv 1 \pmod{3}, p_5^i = 1; \\
 i = 1(\beta) p_3^i &\equiv 0 \pmod{2}, p_4^i \equiv 0 \pmod{3}, p_5^i = 1 \text{ or} \\
 &(\beta\beta) p_3^i \equiv 1 \pmod{2}, p_4^i \equiv 2 \pmod{3}, p_5^i = 0; \\
 i = 2(\gamma) p_3^i &\equiv 0 \pmod{2}, p_4^i \equiv 1 \pmod{3}, p_5^i = 0 \text{ or} \\
 &(\gamma\gamma) p_3^i \equiv 1 \pmod{2}, p_4^i \equiv 2 \pmod{3}, p_5^i = 1; \\
 i = 3(\delta) p_3^i &\equiv 1 \pmod{2}, p_4^i \equiv 0 \pmod{3}, p_5^i = 0 \text{ or} \\
 &(\delta\delta) p_3^i \equiv 0 \pmod{2}, p_4^i \equiv 1 \pmod{3}, p_5^i = 1; \\
 i = 4(\varepsilon) p_3^i &\equiv 0 \pmod{2}, p_4^i \equiv 2 \pmod{3}, p_5^i = 0 \text{ or} \\
 &(\varepsilon\varepsilon) p_3^i \equiv 1 \pmod{2}, p_4^i \equiv 0 \pmod{3}, p_5^i = 1; \\
 i = 5(\varphi) p_3^i &\equiv 0 \pmod{2}, p_4^i \equiv 2 \pmod{3}, p_5^i = 1 \text{ or} \\
 &(\varphi\varphi) p_3^i \equiv 1 \pmod{2}, p_4^i \equiv 1 \pmod{3}, p_5^i = 0.
 \end{aligned}$$

(In all the cases the data concerning  $p_3^i, p_4^i$  are imposed by the possible values 0 or 1 of  $p_5^i$ .)

The transformation of  $M'$  into  $M''$  proceeds as follows (it suffices to deal with the  $k$ -gons,  $k \leq 5$ ):

For  $i \neq 1$

from  $\left[ \frac{p_3^i}{2} \right]$  plugs 2  $\left[ \frac{p_3^i}{2} \right]$  triangles are constructed as shown in Fig. 29a, in  $\left[ \frac{p_4^i}{3} \right]$

plugs we have 3  $\left[ \frac{p_4^i}{3} \right]$  quadrangles and in the case of

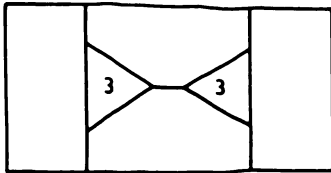


Fig. 29a

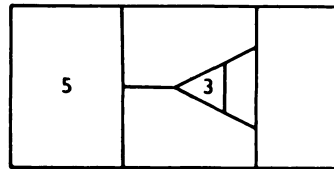


Fig. 29b

- $i = 0$  we either have finished the construction (case  $(\alpha)$  in the Table above) or one more triangle and quadrangle and pentagon are needed ( $\alpha\alpha$ ) — they are obtained in changing the last plug as drawn in Fig. 29b;
- $i = 2$  ( $\gamma$ ) the last quadrangle needed is in conf  $A_6$ ;  
 ( $\gamma\gamma$ ) one quadrangle needed is in conf  $A_6$ , one more quadrangle, triangle and pentagon needed are constructed from the last plug as shown in Fig. 29b;
- $i = 3$  Fig. 30a or 30b shows the change of the configuration in Fig. 19a so as to get a triangle ( $\delta$ ) or a quadrangle and pentagon ( $\delta\delta$ ), respectively;
- $i = 4$  ( $\varepsilon$ ) the two quadrangles are in conf  $B_6$ ;  
 ( $\varepsilon\varepsilon$ ) Fig. 31a shows the change of conf  $B_6$  into a triangle and pentagon needed;
- $i = 5$  ( $\varphi$ ) the two quadrangles and one pentagon are contained in the concluding configuration in Fig. 19b;  
 ( $\varphi\varphi$ ) Fig. 31b shows the change of the face-aggregate in Fig. 19b into one triangle and a quadrangle.

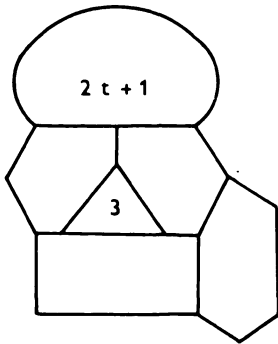


Fig. 30a

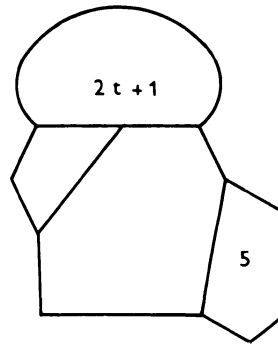


Fig. 30b

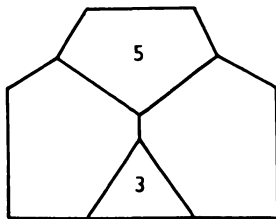


Fig. 31a

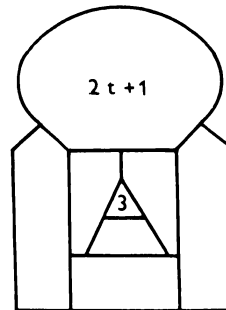


Fig. 31b

For  $i = 1$ ;

- ( $\beta$ ) If  $p_3'' = 1, p_4'' = 0, p_3'' \equiv 0 \pmod{2}$ , from the plugs  $p_3'' - 2$  triangles are formed (Fig. 29a). The last two triangles and the pentagon needed are formed from the concluding configuration in Fig. 19c as shown in Fig. 32a. If  $p_4'' \neq 0$  from  $\frac{p_3''}{2} = \frac{p_3}{2}$  plugs are obtained all  $p_3''$  triangles, in the remaining plugs we have  $p_4'' - 3$  quadrangles. The last three quadrangles and the pentagon are in the concluding configuration in Fig. 19c.
- ( $\beta\beta$ ) From the plugs  $p_3'' - 1$  triangles and  $p_4'' - 2$  quadrangles are formed. We get the last two quadrangles and the triangle required in changing the concluding configuration in Fig. 19c as drawn in Fig. 32b.

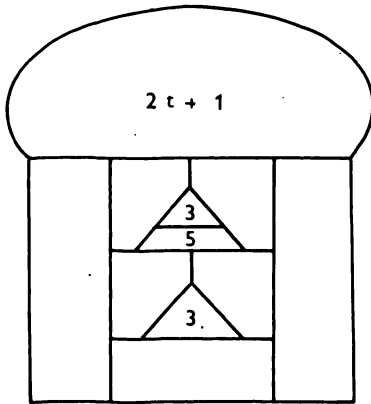


Fig. 32a

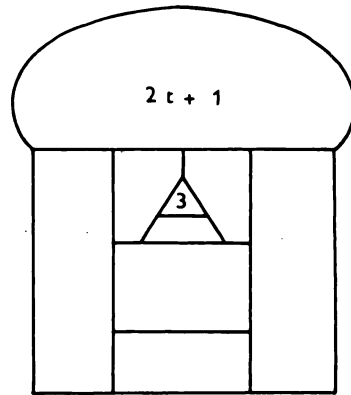


Fig. 32b

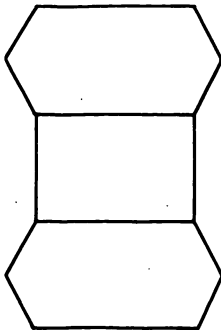


Fig. 33a

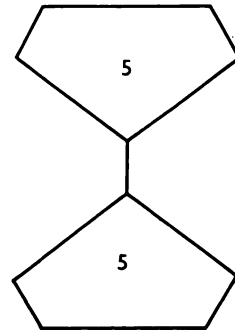


Fig. 33b



### The third step

consists of changing  $\left\lfloor \frac{p_5}{2} \right\rfloor$  quadrangles into pentagons. To do this, first with the map  $M''$  the transformation of replacing edges by hexagons (see Section 2.4) is performed. In the map  $M_0$  obtained, every quadrangle is adjacent to two hexagons as drawn in Fig. 33a; to two different quadrangles disjoint pairs of hexagons can be associated. Now  $\left\lfloor \frac{p_5}{2} \right\rfloor$  such quadrangles are replaced by single edges as drawn in Fig. 33b. The resulting map is  $M$  with  $p_i(M) = p_i$  for all  $i \neq 6$ ,  $v_j(M) = v_j$  for all  $j > 3$ . This completes the proof of the Theorem.

### Remark

In the proof of the Theorem those parts pertinent to the sphere ( $T_0$ ) and the torus ( $T_1$ ) were omitted which deal with the non-realizability of the pairs of sequences in cases b), c) and with the existence of realizations of the remaining pairs on the sphere. These parts are contained in [2, 4, 8, 9, 10]. The constructive part of the proof in Section 4 could be altered so as to cover the sphere, too. Nothing is necessary to be added for the pairs  $(p, v)$  satisfying one of the conditions (a)  $\sum_{k \geq 1} v_{3k+1} \equiv \sum_{k \geq 1} v_{3k+2} \equiv 0 \pmod{2}$  or (b)  $p_5 > 0$ ,  $\sum p_i > 0$  for odd  $i > 6$ . For the remaining pairs new starting planar maps must be chosen. We do not present here a complete proof because in its present form the proof is already rather complicated. Possibly a different approach is needed to reach a simpler proof.

### REFERENCES

- [1] BARNETTE, D.—JUCOVIČ, E.—TRENKLER, M.: Toroidal maps with prescribed types of vertices and faces. *Mathematika* 18, 1971, 82—90.
- [2] EBERHARD, V.: *Zur Morphologie der Polyeder*. Teubner, Leipzig 1891.
- [3] FISHER, J. C.: An existence theorem for simple convex polyhedra. *Discr. Math.* 7, 1974, 75—79.
- [4] GRÜNBAUM, B.: *Convex Polytopes*. Interscience, New York 1967.
- [5] GRÜNBAUM, B.: Some analogues of Eberhard's Theorem on convex polytopes. *Israel J. Math.* 6, 1968, 398—411.
- [6] GRÜNBAUM, B.: Planar maps with prescribed types of vertices and faces. *Mathematika* 16, 1969, 28—36.
- [7] GRÜNBAUM, B.—ZAKS, J.: The existence of certain planar maps. *Discr. Math.* 10, 1974, 93—115.
- [8] JENDROL, S.: A new proof of Eberhard's theorem. *Acta Fac. Rerum natur. Univ. Comenian. Math.* 31, 1975, 1—9.
- [9] JENDROL, S.—JUCOVIČ, E.: On a conjecture by B. Grünbaum. *Discr. Math.* 2, 1972, 35—49.
- [10] JENDROL, S.—JUCOVIČ, E.: On the toroidal analogue of Eberhard's theorem. *Proc. London Math. Soc.* 25, 1972, 385—398.

- [11] JUCOVIČ, E.: Analogues of Eberhard's theorem for 4-valent 3-polytopes with involutory automorphisms. *Discr. Math.* 6, 1973, 249—254.
- [12] JUCOVIČ, E.—TRENKLER, M.: On 4-valent graphs imbedded in orientable 2-manifolds. *Studia Sc. Math. Hung.* 7, 1972, 225—232.
- [13] JUCOVIČ, E.—TRENKLER, M.: A theorem on the structure of cell-decompositions of orientable 2-manifolds. *Mathematika* 20, 1973, 63—82.
- [14] TRENKLER, M.: Planar maps with prescribed degrees of vertices and faces (in Slovak). *Acta Fac. Rerum Natur. Univ. Comenian. Math.* 32, 1975, 105—118.
- [15] ZAKS, J.: The analogue of Eberhard's theorem for 4-valent graphs on the torus. *Israel J. Math.* 9, 1971, 299—305.
- [16] ZAKS, J.: On realizing symmetric 3-polytopes. *Israel J. Math.* 10, 1971, 244—251.
- [17] ZAKS, J.: 6-valent analogues of Eberhard's theorem. *Israel J. Math.* 18, 1974, 19—29.

Received March 15, 1976

*II. katedra matematiky  
Prírodovedeckej fakulty UPJŠ  
Komenského 14  
041 54 Košice*

## ОБОБЩЕНИЕ ОДНОЙ ТЕОРЕМЫ В. ЭБЕРГАРДА

Станислав Ендроль—Эрнест Юцович

### Резюме

Пусть  $p_k(M)(v_k(M))$  обозначает число  $k$ -угольных граней (вершин  $k$ -той степени) клеточного комплекса  $M$ . В статье следующим образом обобщена известная теорема Эбергарда [2, 4] о выпуклых многогранниках с регулярным графом третьей степени.

Если  $p = (p_i | i \geq 3, i \neq 6)$ ,  $v = (v_i | i \geq 4)$  последовательности неотрицательных целых чисел, то существуют числа  $p_6, v_3$  и такой комплекс  $M$  разделяющий связную ориентируемую поверхность рода  $g$ , что  $p_k(M) = p_k, v_k(M) = v_k$  для всех  $k$  тогда и только тогда, когда

$$а) \sum_{k \geq 3} (6-k)p_k + 2 \sum_{k \geq 3} (3-k)v_k = 12(1-g).$$

б) для  $g=0$  следующие условия одновременно не выполнены:  $\sum p_k = 0$  для нечетных  $k$  и  $\sum v_k = 1$  для  $k \neq 0 \pmod{3}$ ,

в) для  $g=1, p, v$  разные от пары  $p = (0, 0, 1, 1, 0, \dots), v = (0, 0, 0, \dots)$ .