

Petr Sváček

On a finite element method application in aeroelasticity

In: Jan Chleboun and Karel Segeth and Tomáš Vejchodský (eds.): Programs and Algorithms of Numerical Mathematics, Proceedings of Seminar. Prague, May 28-31, 2006. Institute of Mathematics AS CR, Prague, 2006. pp. 235–239.

Persistent URL: <http://dml.cz/dmlcz/702843>

**Terms of use:**

© Institute of Mathematics AS CR, 2006

Institute of Mathematics of the Czech Academy of Sciences provides access to digitized documents strictly for personal use. Each copy of any part of this document must contain these *Terms of use*.



This document has been digitized, optimized for electronic delivery and stamped with digital signature within the project *DML-CZ: The Czech Digital Mathematics Library*  
<http://dml.cz>

# ON A FINITE ELEMENT METHOD APPLICATION IN AEROELASTICITY\*

Petr Sváček

## Abstract

The subject of this paper is the numerical simulation of aeroelastic problems. The interaction of two-dimensional incompressible viscous flow and a vibrating airfoil is modelled. The solid airfoil, which can rotate around the elastic axis and oscillate in the vertical direction, is considered. The numerical simulation consists of the finite element solution of the Navier-Stokes equations coupled with the system of ordinary differential equations describing the airfoil motion. The stabilization procedure is of GLS type. The developed numerical approximation is applied on an aeroelastic problem.

## 1. Introduction

The mathematical model of relevant technical cases consists of (incompressible) fluid model and (elastic) structure model. In this paper mainly the numerical approximation of fluid motion is addressed. In order to approximate the Navier-Stokes equations several methods can be used. Besides finite differences, the finite volume method can be used for the approximation (for application of finite volume method to solution of incompressible flow cf. [5]). In the present paper the finite element method is used for approximation of the fluid motion. In this case one needs to treat several sources of instability: one caused by the fact that Babuška-Brezzi condition needs to be satisfied in order to guarantee the stability of the scheme, the other source of instability related to the fact that extremely large Reynolds numbers are involved in the problem ( $\text{Re} \approx 10^5\text{--}10^6$ ).

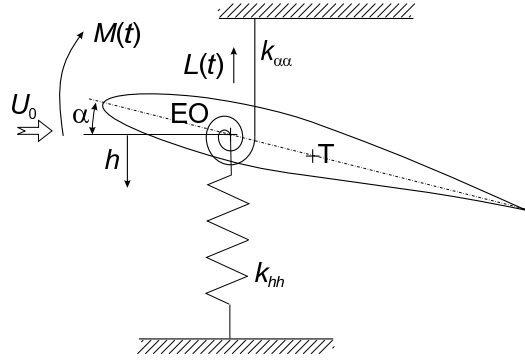
## 2. Mathematical model

The incompressible viscous air flow is described with the aid of Navier-Stokes system of equations written in so-called Arbitrary Lagrangian-Eulerian (ALE) form, cf. [6], [2]. In order to clarify the method, we start with the definition of an ALE mapping  $\mathcal{A}_t$ : We assume that the mapping  $\mathcal{A}_t$  is a given  $C^1$  continuous bijective mapping from the reference (original) configuration  $\Omega_0$  onto the computational domain at a time  $t$ , i.e. the current configuration  $\Omega_t$ .

$$\mathcal{A}_t : \Omega_0 \mapsto \Omega_t, \quad Y \mapsto y(t, Y) = \mathcal{A}_t(Y).$$

---

\*The author acknowledges the financial support of the Ministry of Education of the Czech Republic by Research Plan MSM 6840770003 and also the financial support of the Grant Agency of the Czech Republic by the project No. 201/05/P142.



**Fig. 1:** The elastic support of the airfoil hanging on translational and rotational springs.

The time derivative with respect to the reference frame  $\Omega_0$  is called the *ALE derivative*, i.e.

$$\frac{D^{A_t} f}{Dt} = \frac{\partial f}{\partial t} + (\mathbf{w}_g \cdot \nabla) f. \quad (1)$$

With the aid of the ALE derivative  $D^{A_t} \mathbf{u}/Dt$ , the Navier-Stokes system of equations is rewritten as follows

$$\frac{D^{A_t} \mathbf{u}}{Dt} - \nu \Delta \mathbf{u} + \left( (\mathbf{u} - \mathbf{w}_g) \cdot \nabla \right) \mathbf{u} + \nabla p = 0, \quad \nabla \cdot \mathbf{u} = 0, \quad \text{in } \Omega_t, \quad (2)$$

where by  $\Omega_t$  we denote the computational domain occupied by fluid at time  $t \in (0, T)$ ,  $\mathbf{u}$  denotes the velocity vector,  $p$  denotes the kinematic pressure (i.e. the dynamic pressure divided by the air density), and the domain velocity vector is denoted by  $\mathbf{w}_g$ . On the boundary  $\partial\Omega$  we prescribe suitable boundary conditions. First, the boundary  $\partial\Omega$  is decomposed into three distinct parts, i.e.  $\partial\Omega = \Gamma_{W_t} \cup \Gamma_D \cup \Gamma_O$ . On  $\Gamma_D$  and  $\Gamma_{W_t}$  a Dirichlet boundary conditions are prescribed, i.e.

$$\text{a) } \quad \mathbf{u} = \mathbf{u}_D \text{ on } \Gamma_D, \quad \text{b) } \quad \mathbf{u} = \mathbf{w}_g \text{ on } \Gamma_{W_t}. \quad (3)$$

The latter part of the boundary is the only moving part of the boundary. The boundary  $\Gamma_O$  represents the outlet, where the following boundary condition is prescribed

$$\left[ -(p - p_{ref}) \mathbf{n} - \frac{1}{2} (\mathbf{u} \cdot \mathbf{n})^- \mathbf{u} + \nu \frac{\partial \mathbf{u}}{\partial \mathbf{n}} \right] \Big|_{\Gamma_O} = 0, \quad (4)$$

where  $p_{ref}$  is a reference pressure value (e.g. zero).

If  $\Gamma_O$  is the outflowing part of the boundary, i.e.  $(\mathbf{u} \cdot \mathbf{n})^- = 0$ , the condition (4) is equivalent to the well known *do-nothing* boundary condition. We consider the weak formulation (2–4) in the Sobolev spaces  $(H^1(\Omega))^2$  and  $L^2(\Omega)$  for the velocities and pressures, respectively.

The fluid model is coupled with the nonlinear equations of motion for a flexibly supported airfoil, see [7]

$$\begin{aligned} m \ddot{h} + S_\alpha \ddot{\alpha} \cos \alpha - S_\alpha \dot{\alpha}^2 \sin \alpha + k_{hh} h &= -L(t), \\ S_\alpha \ddot{h} \cos \alpha + I_\alpha \ddot{\alpha} + k_{\alpha\alpha} \alpha &= M(t). \end{aligned} \quad (5)$$

where  $h$  and  $\alpha$  denotes the vertical (downwards oriented) and the rotational (clockwise oriented) displacements, respectively, whereas  $L$  and  $M$  denote the aerodynamical lift force and torsional moment. The mathematical models (5) and (2) are coupled with the evaluation of aerodynamical forces defined by

$$L = - \int_{\Gamma_{W_t}} \sum_{j=1}^2 \sigma_{2j} n_j dS, \quad M = - \int_{\Gamma_{W_t}} \sum_{i,j=1}^2 \sigma_{ij} n_j r_i^{\text{ort}} dS, \quad (6)$$

where  $r_1^{\text{ort}} = -(x_{EO2} - x_2)$ ,  $r_2^{\text{ort}} = x_{EO1} - x_1$  and  $\sigma_{ij}$  is the stress tensor, cf. [3].

### 3. Numerical approximation

First, let us start with an equidistant discretization of the time interval  $[0, T]$  with the time step  $\Delta t$ , i.e.  $t_k = k \cdot \Delta t$  for  $k = 0, 1, 2, \dots$ . Let  $\mathbf{u}^n, p^n$  denote approximations of the velocity vector  $\mathbf{u}$  and the pressure  $p$  evaluated at the time  $t_n$ , i.e.  $\mathbf{u}^n \approx \mathbf{u}(t_n)$  and  $p^n \approx p(t_n)$ . The ALE derivative of the velocity vector  $\mathbf{u}$  is approximated by

$$\frac{D^{\mathcal{A}t} f}{Dt} \approx \frac{3\mathbf{u}^{n+1} - 4\hat{\mathbf{u}}^n + \hat{\mathbf{u}}^{n-1}}{2\Delta t}, \quad (7)$$

where the velocity  $\mathbf{u}^{n+1}$  denotes the approximate velocity at time  $t_{n+1}$  and the velocities  $\hat{\mathbf{u}}^n, \hat{\mathbf{u}}^{n-1}$  are the velocities at previous time steps  $t_n$  and  $t_{n-1}$  transformed from domains  $\Omega_{t_n}, \Omega_{t_{n-1}}$  onto the current computational domain  $\Omega_{t_{n+1}}$ , i.e.,  $\hat{\mathbf{u}}^n \equiv \mathbf{u}^n (\mathcal{A}_{t_n}^{-1} (\mathcal{A}_{t_{n+1}}^{-1}(y)))$ ,  $\hat{\mathbf{u}}^{n-1} \equiv \mathbf{u}^{n-1} (\mathcal{A}_{t_{n-1}}^{-1} (\mathcal{A}_{t_{n+1}}^{-1}(y)))$ . The time difference formula is then involved in the problem (2), i.e.

$$\begin{aligned} \frac{3\mathbf{u}^{n+1} - 4\hat{\mathbf{u}}^n + \hat{\mathbf{u}}^{n-1}}{2\Delta t} - \nu \Delta \mathbf{u} + \left( (\mathbf{u} - \mathbf{w}_g) \cdot \nabla \right) \mathbf{u} + \nabla p &= 0, \\ \nabla \cdot \mathbf{u} &= 0, \quad \text{in } \Omega_t \end{aligned} \quad (8)$$

and the system of equations (8) is formulated weakly. The components of the approximate solution are sought in the space  $X_{\Delta}$ .  $X_{\Delta}$  denotes the finite element space of Taylor-Hood elements, i.e. piecewise quadratic velocity components and linear pressures.

The *stabilized discrete problem* reads: Find  $U = (\mathbf{u}, p) \in X_{\Delta}$  such that

$$\mathbf{a}(U, U, V) + L_{\Delta}(U, U, V) + P_{\Delta}(U, V) = f(V) + F_{\Delta}(V)$$

for all  $V = (\mathbf{v}, q) \in X_{\Delta}^0$  ( $X_{\Delta}^0$  denotes the space of functions from  $X_{\Delta}$  being zero on the Dirichlet part of boundary). The terms  $\mathbf{a}(\cdot, \cdot, \cdot)$  and  $f(\cdot)$  are the standard Galerkin terms defined as

$$\begin{aligned} \mathbf{a}(U^*, U, V) &= \frac{3}{2\Delta t} (\mathbf{u}, \mathbf{v})_{\Omega} + \nu (\nabla \mathbf{u}, \nabla \mathbf{v})_{\Omega} + \left( ((\mathbf{u} - \mathbf{w}_g^{n+1}) \cdot \nabla) \mathbf{u}, \mathbf{v} \right)_{\Omega} \\ &\quad - (p, \nabla \cdot \mathbf{v})_{\Omega} + (\nabla \cdot \mathbf{u}, q)_{\Omega}, \\ f(V) &= \frac{1}{2\Delta t} (4\hat{\mathbf{u}}^n - \hat{\mathbf{u}}^{n-1}, \mathbf{v})_{\Omega} - \int_{\Gamma_O} p_{\text{ref}} \mathbf{v} \cdot \mathbf{n} dS, \end{aligned} \quad (9)$$

the terms  $L_{\Delta}(\cdot, \cdot)$  and  $F_{\Delta}(\cdot)$  are GLS (Galerkin Least Squares) additional stabilization terms defined as

$$\begin{aligned} L_{\Delta}(U^*, U, V) &= \sum_{K \in \tau_{\Delta}} \delta_K \left( \frac{3}{2\Delta t} \mathbf{u} - \nu \Delta \mathbf{u} + ((\mathbf{u}^* - \mathbf{w}_g) \cdot \nabla) \mathbf{u} + \nabla p, \psi(\mathbf{u}, q) \right)_K, \\ F_{\Delta}(V) &= \sum_{K \in \tau_{\Delta}} \delta_K \left( \frac{1}{2\Delta t} (4\hat{\mathbf{u}}^n - \hat{\mathbf{u}}^{n-1}), \psi(\mathbf{u}, q) \right)_K, \end{aligned} \quad (10)$$

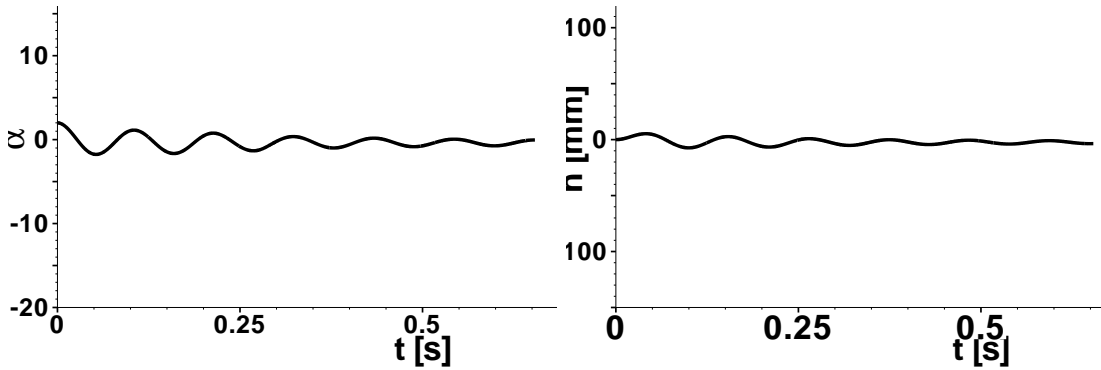
where  $\psi(\mathbf{u}, q) \equiv ((\mathbf{u}^* - \mathbf{w}_g) \cdot \nabla) \mathbf{v} + \nabla q$ , and the term  $P_{\Delta}(U, V)$  is the grad-div stabilization term defined as

$$P_{\Delta}(U, V) = \sum_{K \in \tau_{\Delta}} \tau_K (\nabla \cdot \mathbf{u}, \nabla \cdot \mathbf{v})_K, \quad (11)$$

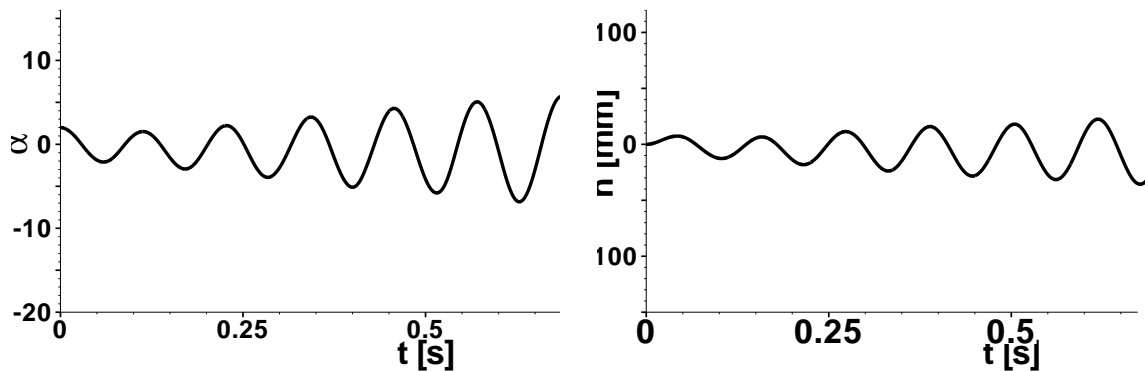
where  $U = (\mathbf{u}, p)$ ,  $V = (\mathbf{v}, q)$ ,  $U^* = (\mathbf{u}^*, p)$  and  $\delta_K$  and  $\tau_K$  are suitably chosen parameters, cf. [4].

#### 4. Numerical results

The presented method was applied to several practical problems and the numerical results were validated. Here, the numerical results for the coupled system (2) and (5) is presented for the case of flexibly supported airfoil NACA 0012. The solution was performed for far field velocity  $U_{\infty} = 5 \text{ m s}^{-1}$  and modified parameter values were taken from [1]. The critical velocity determined by NASTRAN computations was  $30.4 \text{ m/s}$ , which corresponds to the results computed by the presented method. The airfoil response can be seen in Figure 2 and 3.



**Fig. 2:** Aerodynamical forces acting on airfoil NACA 0012 for far field velocity  $U_{\infty} = 29 \text{ m s}^{-1}$  causes damped vibrations.



**Fig. 3:** The airfoil response of the aerodynamical forces applied on the airfoil NACA 0012 for far field velocity  $U_\infty = 32 \text{ m s}^{-1}$ .

## References

- [1] J. Čečrdle and J. Maleček: *Verification FEM model of an aircraft construction with two and three degrees of freedom*. Technical Report R-3418/02, Aeronautical Research and Test Institute, Prague, Letňany (in Czech), 2002.
- [2] C. Farhat, M. Lesoinne, and N. Maman: *Mixed explicit/implicit time integration of coupled aeroelastic problems: three field formulation, geometric conservation and distributed solution*. International Journal for Numerical Methods in Fluids **21**, 1995, 807–835.
- [3] M. Feistauer: *Mathematical methods in fluid dynamics*. Longman Scientific & Technical, Harlow, 1993.
- [4] T. Gelhard, G. Lube, M. A. Olshanskii, and J.-H. Starcke: *Stabilized finite element schemes with LBB-stable elements for incompressible flows*. Journal of Computational and Applied Mathematics **177**, 2005, 243–267.
- [5] R. J. LeVeque: *Numerical methods for conservation laws: lectures in mathematics*. Birkhauser Verlag, 1990.
- [6] T. Nomura and T. J. R. Hughes: *An arbitrary Lagrangian-Eulerian finite element method for interaction of fluid and a rigid body*. Computer Methods in Applied Mechanics and Engineering **95**, 1992, 115–138.
- [7] P. Sváček, M. Feistauer, and J. Horáček: *Numerical simulation of flow induced airfoil vibrations with large amplitudes*. Journal of Fluids and Structures, 2004, (accepted).